

www.dentisimplant.co.kr/eng/



Tel. +82-1899-2804 | Fax. +82-53-583-2806
99, Seongseoseo-Ro, Dalseo-Gu, Daegu, Korea




Tel. +1-323-677-4363 | Fax. +1-323-677-4366
6 Centerpointe Drive, Suite 600 La Palma CA 90623



Tel. +021-5111-3828 | Fax. +021-5111-3828
上海市长宁区中山西路933号2205室

©2018 DENTIS CO.,LTD.
All Right Reserved.
Specifications are subject to change without notice.
Trademarks are the property of DENTIS CO., LTD. Or their respective owners.

D-C-OQSL-V5-201808-ENG



One System for All
Implant Indications

OneQ-SL

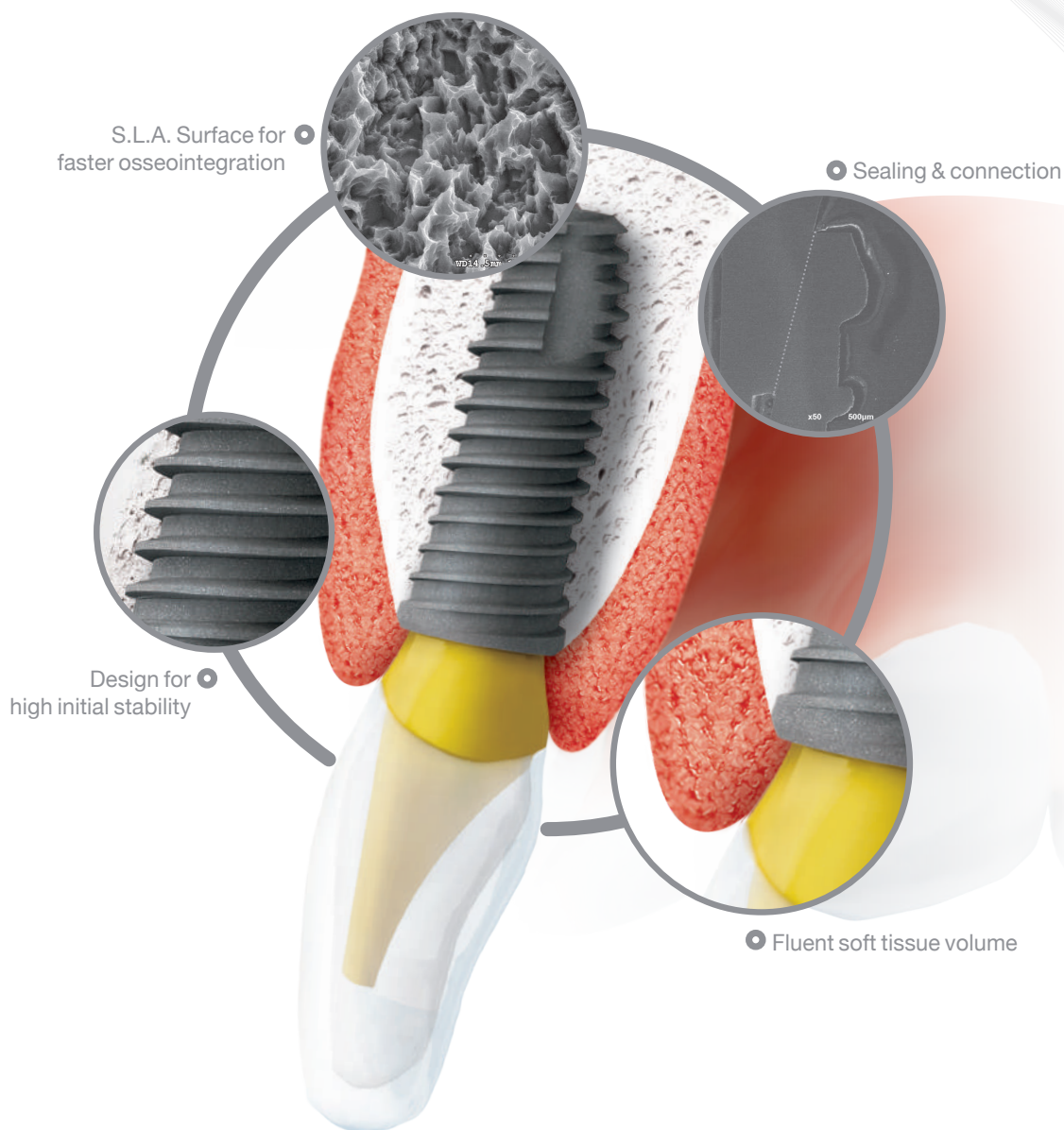
Content

Content	2
OneQ-SL implant System for all indications	4
OneQ-SL Narrow(size Ø3.0, Ø3.3)	6
OneQ-SL Regular(size Ø3.9, Ø4.2, Ø4.7, Ø5.2)	8
OneQ-SL Wide(size Ø6.0, Ø7.0, Ø8.0)	10
OneQ-SL Fixture Line-Up	12
Cover Screw & Healing Abutment	15
Prosthetic Flow Diagrams for OneQ Sole System	18
Prosthetic Flow Diagrams for OneQ Couple System	24
Prosthetic Flow Diagrams for OneQ Sub Octa System	40
Prosthetic Flow Diagrams for MU Abutment System	42
Prosthetic Flow Diagrams for OneQ Overdenture System	44
Simple Implant System	48
OneQ Drilling Manual	50
Drilling & Fixture Placement Concept	51
Surgical Kit Instruction	54
OneQ-SL Premium Surgical Kit	55
OneQ-SL Advanced Surgical Kit	56





OneQ-SL implant System for all indications


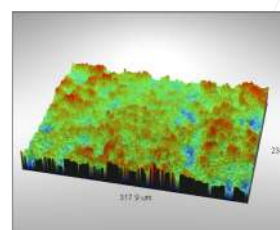
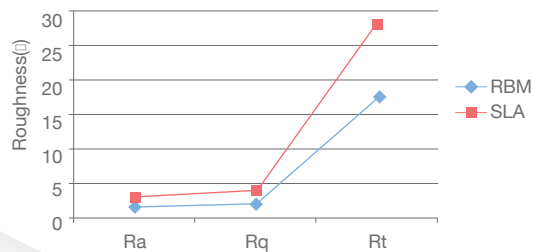


Design for high initial stability

- Double tapered design implant body (Regular & Wide)
- Straight body & tapered head design may allow easier depth control and stable & proper primary fixation
- Cutting groove boosts self tapping ability and enable to smaller osteotomy which may helps to get earlier stability



S.L.A. Surface for faster osseointegration

- 200% enhanced surface area compare to RBM surface
- Effective & Excellent Osseo-integration
- Lowest level of Residues



Sealing & connection

- 11degree tapered Internal connection with Hexagonal locking prevent micro-gap and micro move



Fluent soft tissue volume

- Built in platform switching improve soft tissue interface for nature like aesthetic.

Abundant variation covers all indication

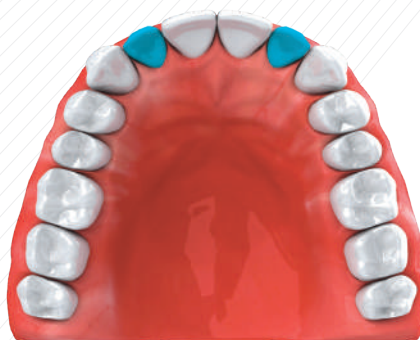
Class	Narrow	Regular	Wide
Diameter	Ø3.0/3.3	Ø3.9/4.2/4.7/5.2	Ø6.0/7.0/8.0
Length	8/10/12/14	7/8/10/12/14	6/7/8/10/12
Connection	Double Hex	Hex	
Body	Straight	Tapered + Straight	
Thread	Double lead Thread		Single lead Thread

One surgical KIT system with simple sequence

OneQ-SL Narrow

size Ø3.0, Ø3.3

Ø3.0/3.3 Maxilla



Ø3.0/3.3 Mandible


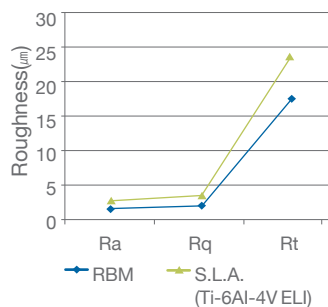
Design for Narrow Interdental Space

- Narrow straight body may allow easier depth control & less interferences with adjacent teeth.




S.L.A. Surface

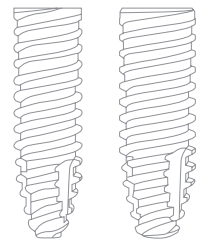
- 177% enhanced surface area than RBM (Ra 1.59 μm) surface
- Effective & faster Osseointegration



x 1,000




x 3,000



Narrow Type

OneQ-SL Narrow is a uniquely designed implant with an especially narrow straight body and 3.0mm and 3.3mm prosthetic platform diameter.

3.0mm and 3.3mm platform have proven to have a very high fatigue strength and best comparative results, what makes it the most successful and leading narrow platform implant.



OneQ-SL Regular

size Ø3.9, Ø4.2, Ø4.7, Ø5.2

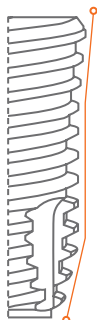
Ø3.9/4.2/4.7/5.2 Maxilla



Ø3.9/4.2/4.7/5.2 Mandible


Design for All Indication

- Double tapered body
- Straight body may allow easier depth control
- Tapered head condenses bone and helps to get improved primary fixation even in compromised bone.




S.L.A. Surface


- 200% enhanced surface area than RBM surface
- Effective & Excellent Osseointegration
- Lowest level of Residues



x 2,000



x 5,000



Regular Type

OneQ-SL Regular is the most common sizes of the implant, designed to enable easy insertion with double tapered body design while supporting excellent initial stability. The variable thread design & cutting edge enables self-tapping, thus providing superb solutions for a variety of bone conditions.



OneQ-SL Wide

size Ø6.0, Ø7.0, Ø8.0

Ø6.0/7.0/8.0 Maxilla



Ø6.0/7.0/8.0 Mandible

Designed for Less Stress and Stability

- Double tapered design condenses bone
- Single Lead thread design reduces bone stress
- Apex with cutting groove boosts self tapping ability and enable to smaller osteotomy which may helps to get earlier stability



S.L.A. Surface

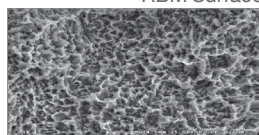
- Cell adhesion and differentiation of Human Osteoblast MG63 on SLA surface is 20% superior than RBM




RBM Surface



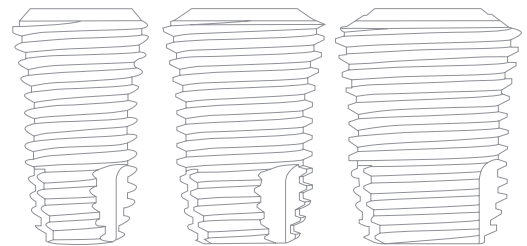
S.L.A. Surface



x 2,000



x 5,000




Wide Type

OneQ-SL Wide improves significantly the possibilities of treatments by covering more various sizes of clinical cases. This would be useful in wide socket after extraction of a posterior tooth or even failed implant.




OneQ-SL Fixture Line-Up

Narrow Line Material: Ti-6Al-4V ELI



Narrow		
Fixture Diameter	Length	Code No.
Ø3.0	8.0mm	DSSOFS3008S
	10.0mm	DSSOFS3010S
	12.0mm	DSSOFS3012S
	14.0mm	DSSOFS3014S

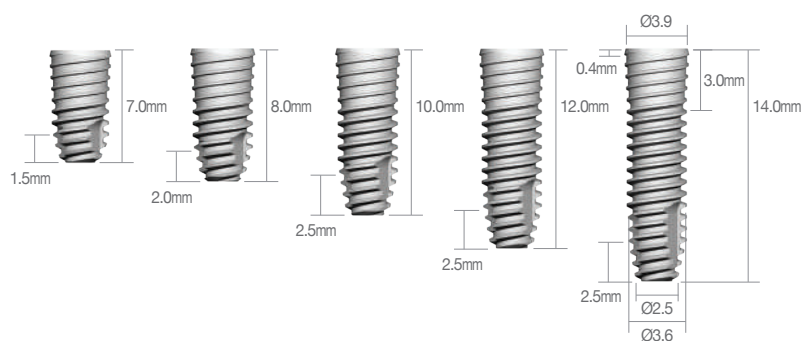
※ Set Code(S) : Fixture + Cover Screw[DSOFCS]



Narrow		
Fixture Diameter	Length	Code No.
Ø3.3	8.0mm	DSSOFS3308S
	10.0mm	DSSOFS3310S
	12.0mm	DSSOFS3312S
	14.0mm	DSSOFS3314S


※ Set Code(S) : Fixture + Cover Screw[DSOFCS]

Regular Line Material: Ti-6Al-4V ELI




Regular		
Fixture Diameter	Length	Code No.
Ø3.9	7.0mm	DSSOFR3907S
	8.0mm	DSSOFR3908S
	10.0mm	DSSOFR3910S
	12.0mm	DSSOFR3912S
	14.0mm	DSSOFR3914S

※ Set Code(S) : Fixture + Cover Screw[DSCSM]




Hex 2.5




Regular		
Fixture Diameter	Length	Code No.
Ø4.2	7.0mm	DSSOFR4207S
	8.0mm	DSSOFR4208S
	10.0mm	DSSOFR4210S
	12.0mm	DSSOFR4212S
	14.0mm	DSSOFR4214S

※ Set Code(S) : Fixture + Cover Screw[DSCSM]



Regular		
Fixture Diameter	Length	Code No.
Ø4.7	7.0mm	DSSOFR4707S
	8.0mm	DSSOFR4708S
	10.0mm	DSSOFR4710S
	12.0mm	DSSOFR4712S
	14.0mm	DSSOFR4714S

※ Set Code(S) : Fixture + Cover Screw[DSCSM]




Regular		
Fixture Diameter	Length	Code No.
Ø5.2	7.0mm	DSSOFR5207S
	8.0mm	DSSOFR5208S
	10.0mm	DSSOFR5210S
	12.0mm	DSSOFR5212S
	14.0mm	DSSOFR5214S

※ Set Code(S) : Fixture + Cover Screw[DSCSM]

Wide Line

Material: Pure-Ti Grade 4



Wide		
Fixture Diameter	Length	Code No.
Ø6.0	6.0mm	DSSOFW6006S
	7.0mm	DSSOFW6007S
	8.0mm	DSSOFW6008S
	10.0mm	DSSOFW6010S
	12.0mm	DSSOFW6012S

※ Set Code(S) : Fixture + Cover Screw[DSCSM]



Wide		
Fixture Diameter	Length	Code No.
Ø7.0	6.0mm	DSSOFW7006S
	7.0mm	DSSOFW7007S
	8.0mm	DSSOFW7008S
	10.0mm	DSSOFW7010S
	12.0mm	DSSOFW7012S

※ Set Code(S) : Fixture + Cover Screw[DSCSM]



Wide		
Fixture Diameter	Length	Code No.
Ø8.0	6.0mm	DSSOFW8006S
	7.0mm	DSSOFW8007S
	8.0mm	DSSOFW8008S
	10.0mm	DSSOFW8010S
	12.0mm	DSSOFW8012S

※ Set Code(S) : Fixture + Cover Screw[DSCSM]

Cover Screw & Healing Abutment

► A/D : Abutment Diameter ► P/H : Post Height ► G/H : Gingiva Height

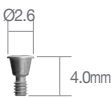
Cover Screw | Narrow Recommended torque - 10Ncm



DSOFCS + DSSOFS3310

Code No.

DSOFCS



Cover Screw | Regular / Wide



DSCSM + DSSOFR4210

Code No.

DSCSM

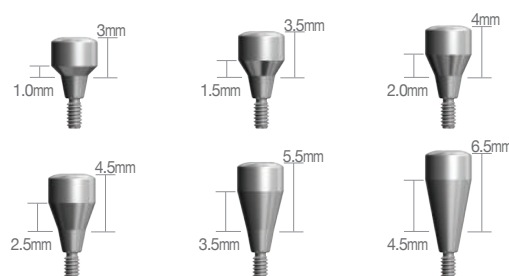


Healing Abutment | Narrow Recommended torque - 10Ncm



DSHS4015 + DSSOFS3310

Abutment Diameter	G/H	Code No.
Ø4.0	1.0mm	DSHS4010
	1.5mm	DSHS4015
	2.0mm	DSHS4020
	2.5mm	DSHS4025
	3.5mm	DSHS4035
	4.5mm	DSHS4045




Healing Abutment | Regular / Wide




DSH4520 + DSSOFR4210

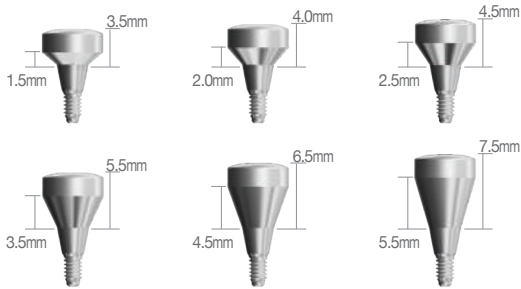
Abutment Diameter	G/H	Code No.
Ø4.5	1.0mm	DSH4510
	1.5mm	DSH4515
	2.0mm	DSH4520
	2.5mm	DSH4525
	3.5mm	DSH4535
	4.5mm	DSH4545
	5.5mm	DSH4555



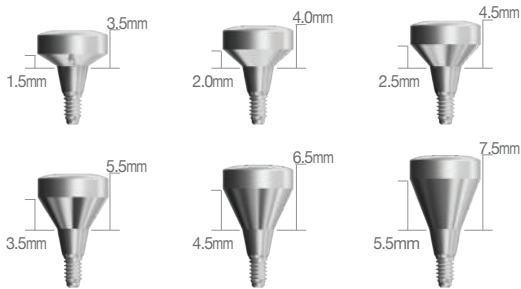
Abutment Diameter	G/H	Code No.
Ø5.5	1.0mm	DSH5510
	1.5mm	DSH5515
	2.0mm	DSH5520
	2.5mm	DSH5525
	3.5mm	DSH5535
	4.5mm	DSH5545
	5.5mm	DSH5555



Abutment Diameter	G/H	Code No.
Ø6.5	1.5mm	DSH6515
	2.0mm	DSH6520
	2.5mm	DSH6525
	3.5mm	DSH6535
	4.5mm	DSH6545
	5.5mm	DSH6555























Abutment Diameter	G/H	Code No.
Ø7.5	1.5mm	DSH7515
	2.0mm	DSH7520
	2.5mm	DSH7525
	3.5mm	DSH7535
	4.5mm	DSH7545
	5.5mm	DSH7555



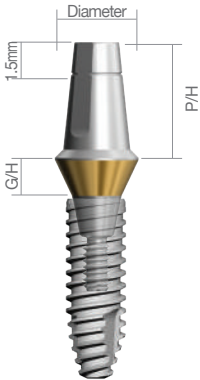
Prosthetic Flow Diagrams for OneQ Sole System

Abutment Level Impression / Cemented Restoration

 Narrow Type

Description	Flow	Tool
Plastic Coping	   Single Bridge	 Reamer
Lab Analog		
Impression Cap	  	
Abutment	   Sole	 1.25 Hex Driver
	  Cover Screw Healing Abutment	 1.25 Hex Driver
OneQ Fixture	   OneQ-SL(Narrow) ≠ OneQ-SL(Regular) OneQ-SL(Wide)	  No-mount Driver Ratchet Driver

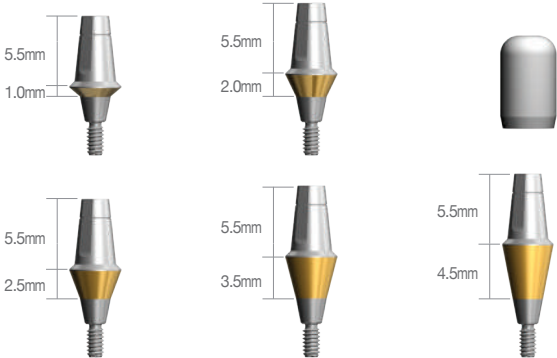
Sole Abutment | Narrow Recommended torque - Narrow size : 20Ncm / Regular, wide size : 30Ncm



DSSAS40205TS + DSSOFS3310

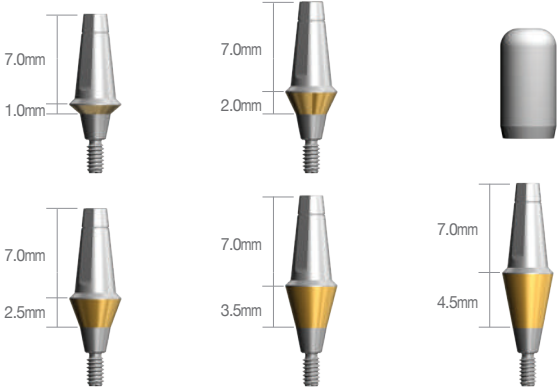
Abutment Diameter	G/H	P/H	Code No.
Ø4.0	1.0mm	5.5mm	DSSAS40105TS
	2.0mm		DSSAS40205TS
	2.5mm		DSSAS40255TS
	3.5mm		DSSAS40355TS
	4.5mm		DSSAS40455TS

※ Set Code(S) : Abutment + Healing Cap[DSSASHC405]

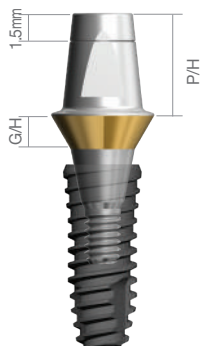


Abutment Diameter	G/H	P/H	Code No.
Ø4.0	1.0mm	7.0mm	DSSAS40107TS
	2.0mm		DSSAS40207TS
	2.5mm		DSSAS40257TS
	3.5mm		DSSAS40357TS
	4.5mm		DSSAS40457TS

※ Set Code(S) : Abutment + Healing Cap[DSSASHC407]



Sole Abutment | Regular / Wide



DSSA5520PCTS + DSSOFR4210

Abutment Diameter	G/H	P/H	Code No.
Ø4.5	1.0mm	5.5mm	DSSA4510PCTS
	1.5mm		DSSA4515PCTS
	2.0mm		DSSA4520PCTS
	2.5mm		DSSA4525PCTS
	3.5mm		DSSA4535PCTS
	4.5mm		DSSA4545PCTS
	5.5mm		DSSA4555PCTS

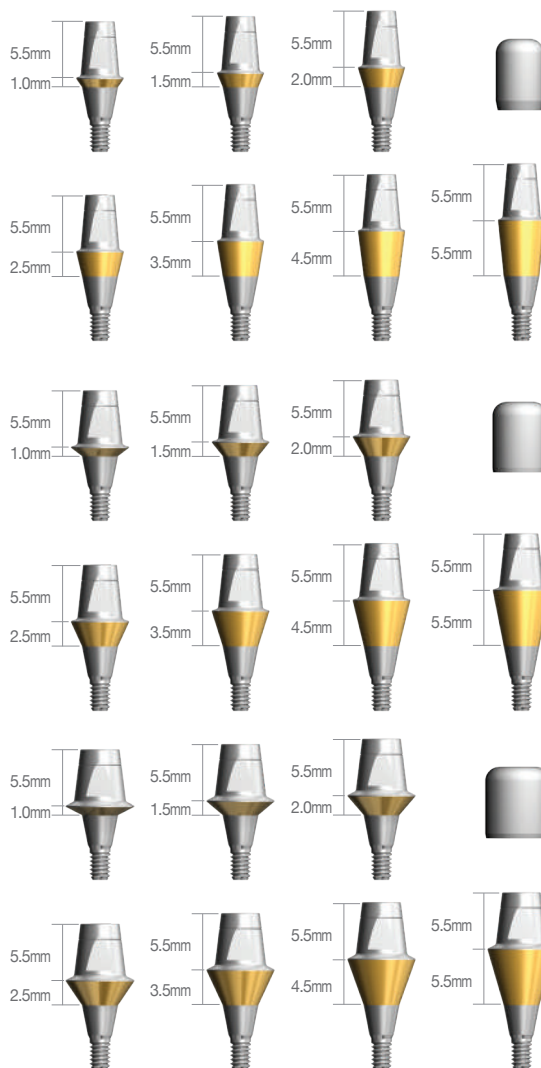
※ Set Code(S) : Abutment + Healing Cap[DSHC455]

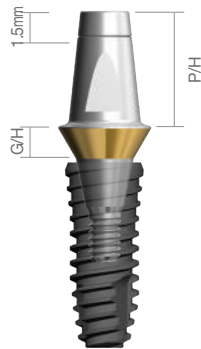
Abutment Diameter	G/H	P/H	Code No.
Ø5.5	1.0mm	5.5mm	DSSA5510PCTS
	1.5mm		DSSA5515PCTS
	2.0mm		DSSA5520PCTS
	2.5mm		DSSA5525PCTS
	3.5mm		DSSA5535PCTS
	4.5mm		DSSA5545PCTS
	5.5mm		DSSA5555PCTS

※ Set Code(S) : Abutment + Healing Cap[DSHC555]

Abutment Diameter	G/H	P/H	Code No.
Ø6.5	1.0mm	5.5mm	DSSA6510PCTS
	1.5mm		DSSA6515PCTS
	2.0mm		DSSA6520PCTS
	2.5mm		DSSA6525PCTS
	3.5mm		DSSA6535PCTS
	4.5mm		DSSA6545PCTS
	5.5mm		DSSA6555PCTS

※ Set Code(S) : Abutment + Healing Cap[DSHC655]





DSSA55207PCTS + DSSOFR4210

Abutment Diameter	G/H	P/H	Code No.
Ø4.5	1.0mm	7.0mm	DSSA45107PCTS
	1.5mm		DSSA45157PCTS
	2.0mm		DSSA45207PCTS
	2.5mm		DSSA45257PCTS
	3.5mm		DSSA45357PCTS
	4.5mm		DSSA45457PCTS
	5.5mm		DSSA45557PCTS

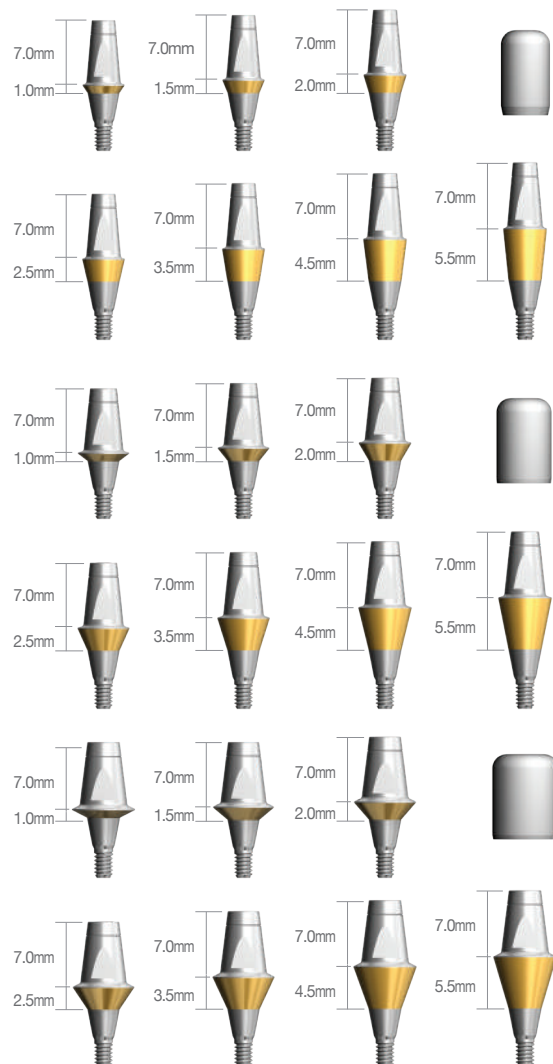
※ Set Code(S) : Abutment + Healing Cap[DSHC457]

Abutment Diameter	G/H	P/H	Code No.
Ø5.5	1.0mm	7.0mm	DSSA55107PCTS
	1.5mm		DSSA55157PCTS
	2.0mm		DSSA55207PCTS
	2.5mm		DSSA55257PCTS
	3.5mm		DSSA55357PCTS
	4.5mm		DSSA55457PCTS
	5.5mm		DSSA55557PCTS

※ Set Code(S) : Abutment + Healing Cap[DSHC557]


Abutment Diameter	G/H	P/H	Code No.
Ø6.5	1.0mm	7.0mm	DSSA65107PCTS
	1.5mm		DSSA65157PCTS
	2.0mm		DSSA65207PCTS
	2.5mm		DSSA65257PCTS
	3.5mm		DSSA65357PCTS
	4.5mm		DSSA65457PCTS
	5.5mm		DSSA65557PCTS

※ Set Code(S) : Abutment + Healing Cap[DSHC657]



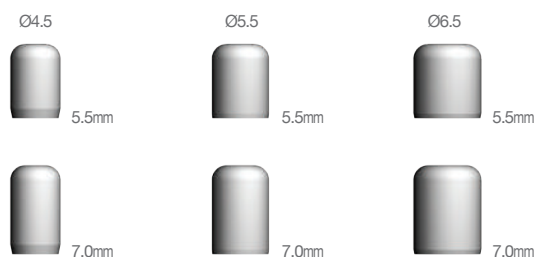
Sole Abutment Healing Cap | Narrow

Abutment Diameter	P/H	Code No.
Ø4.0	5.5mm 7.0mm	DSSASHC405 DSSASHC407




Sole Healing Cap | Regular / Wide

Abutment Diameter	P/H	Code No.
Ø4.5	5.5mm 7.0mm	DSHC455 DSHC457
Ø5.5	5.5mm 7.0mm	DSHC555 DSHC557
Ø6.5	5.5mm 7.0mm	DSHC655 DSHC657




Lab Analog | Narrow

Abutment Diameter	P/H	Code No.
Ø4.0	5.5mm 7.0mm	DSSLAS405 DSSLAS407



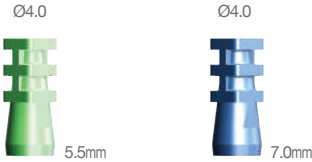
Lab Analog | Regular / Wide

Abutment Diameter	P/H	Code No.
Ø4.5	5.5mm 7.0mm	DSSLA45 DSSLA457
Ø5.5	5.5mm 7.0mm	DSSLA55 DSSLA557
Ø6.5	5.5mm 7.0mm	DSSLA65 DSSLA657



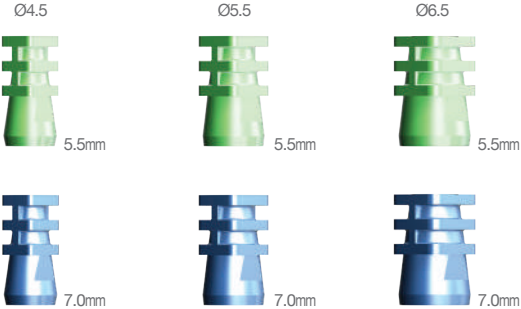
Impression Positioning Cylinder | Narrow

Abutment Diameter	P/H	Code No.
Ø4.0	5.5mm 7.0mm	DSIPCS405 DSIPCS407



Impression Positioning Cylinder | Regular / Wide

Abutment Diameter	P/H	Code No.
Ø4.5	5.5mm 7.0mm	DSIPC455 DSIPC457
Ø5.5	5.5mm 7.0mm	DSIPC555 DSIPC557
Ø6.5	5.5mm 7.0mm	DSIPC655 DSIPC657



Plastic Coping | Narrow

Abutment Diameter	Type	Code No.
Ø4.0	Single Bridge	DSSASP40S DSSASP40B




Plastic Coping | Regular / Wide

Abutment Diameter	Type	Code No.
Ø4.5	Single Bridge	DSSAP45S DSSAP45B

Abutment Diameter	Type	Code No.
Ø5.5	Single Bridge	DSSAP55S DSSAP55B

Abutment Diameter	Type	Code No.
Ø6.5	Single Bridge	DSSAP65S DSSAP65B



Prosthetic Flow Diagrams for OneQ Couple System


Fixture Level Impression / Cemented Restoration / Screw Restoration

N Narrow Type

Description	Flow	Tool
Screw		 1.25 Hex Driver
Lab Analog	 N	
Impression Coping	     Pick-up Transfer	 1.25 Hex Driver
Abutment	        Couple FreeMill Gold UCLA CCM UCLA          Angled Moa Titanium Temporary PEEK	 1.25 Hex Driver
	  Cover Screw Healing Abutment	 1.25 Hex Driver
OneQ Fixture	   OneQ-SL(Narrow) OneQ-SL(Regular) OneQ-SL(Wide)	  No-mount Driver Ratchet Driver

Couple Abutment | Narrow [Hex]

Recommended torque - Narrow size : 20Ncm / Regular, wide size : 30Ncm



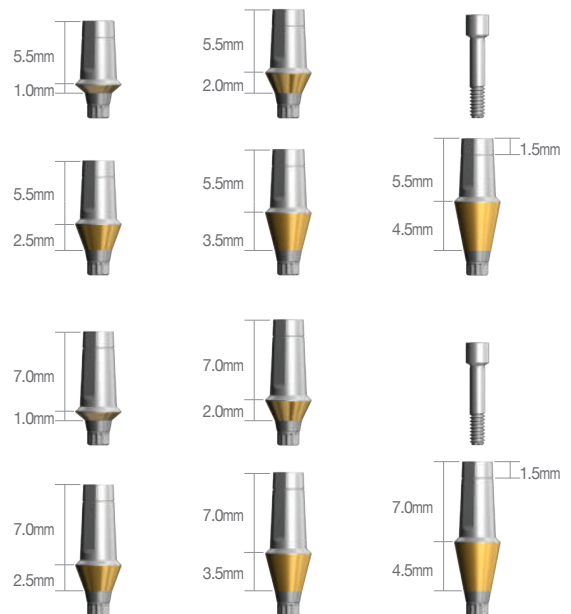
DSCAS40205HTS + DSSOFS3310 DSCAS40205NTS + DSSOFS3310

Abutment Diameter	G/H	P/H	Code No.
Ø4.0	1.0mm	5.5mm	DSCAS40105HTS
	2.0mm		DSCAS40205HTS
	2.5mm		DSCAS40255HTS
	3.5mm		DSCAS40355HTS
	4.5mm		DSCAS40455HTS

※ Set Code(S) : Abutment + Abutment Screw[DSASS]

Abutment Diameter	G/H	P/H	Code No.
Ø4.0	1.0mm	7.0mm	DSCAS40107HTS
	2.0mm		DSCAS40207HTS
	2.5mm		DSCAS40257HTS
	3.5mm		DSCAS40357HTS
	4.5mm		DSCAS40457HTS

※ Set Code(S) : Abutment + Abutment Screw[DSASS]



Couple Abutment | Narrow [N-Hex]


Recommended torque - Narrow size : 20Ncm / Regular, wide size : 30Ncm

Abutment Diameter	G/H	P/H	Code No.
Ø4.0	1.0mm	5.5mm	DSCAS40105NTS
	2.0mm		DSCAS40205NTS
	2.5mm		DSCAS40255NTS
	3.5mm		DSCAS40355NTS
	4.5mm		DSCAS40455NTS

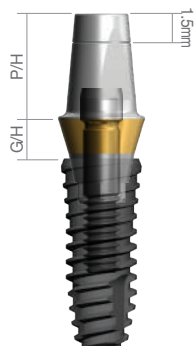
※ Set Code(S) : Abutment + Abutment Screw[DSASS]

Abutment Diameter	G/H	P/H	Code No.
Ø4.0	1.0mm	7.0mm	DSCAS40107NTS
	2.0mm		DSCAS40207NTS
	2.5mm		DSCAS40257NTS
	3.5mm		DSCAS40357NTS
	4.5mm		DSCAS40457NTS

※ Set Code(S) : Abutment + Abutment Screw[DSASS]



Couple Abutment | Regular / Wide [Hex]



DSCA4520HPCTS + DSSOFR4210

Abutment Diameter	G/H	P/H	Code No.
Ø4.5	1.0mm	5.5mm	DSCA4510HPCTS
	1.5mm		DSCA4515HPCTS
	2.0mm		DSCA4520HPCTS
	2.5mm		DSCA4525HPCTS
	3.5mm		DSCA4535HPCTS
	4.5mm		DSCA4545HPCTS
	5.5mm		DSCA4555HPCTS

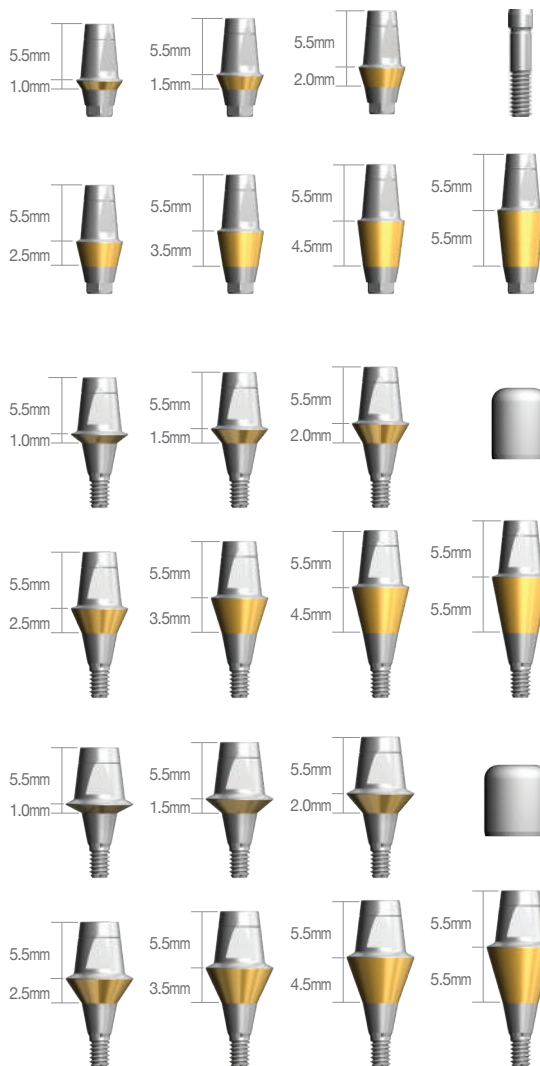
※ Set Code(S) : Abutment + Abutment Screw[DSAS]


Abutment Diameter	G/H	P/H	Code No.
Ø5.5	1.0mm	5.5mm	DSCA5510HPCTS
	1.5mm		DSCA5515HPCTS
	2.0mm		DSCA5520HPCTS
	2.5mm		DSCA5525HPCTS
	3.5mm		DSCA5535HPCTS
	4.5mm		DSCA5545HPCTS
	5.5mm		DSCA5555HPCTS

※ Set Code(S) : Abutment + Abutment Screw[DSAS]

Abutment Diameter	G/H	P/H	Code No.
Ø6.5	1.0mm	5.5mm	DSCA6510HPCTS
	1.5mm		DSCA6515HPCTS
	2.0mm		DSCA6520HPCTS
	2.5mm		DSCA6525HPCTS
	3.5mm		DSCA6535HPCTS
	4.5mm		DSCA6545HPCTS
	5.5mm		DSCA6555HPCTS

※ Set Code(S) : Abutment + Abutment Screw[DSAS]

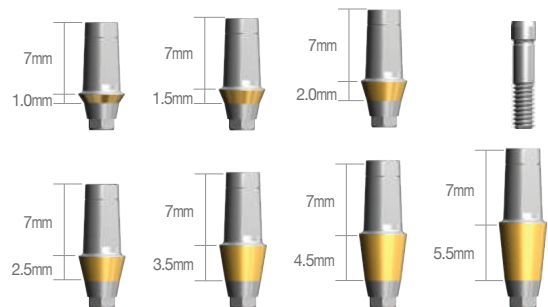




DSCA5520H7PCTS + DSSOFR4210

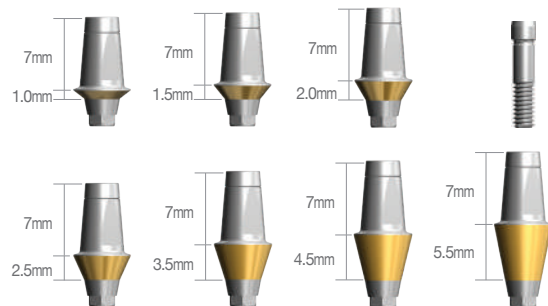
Abutment Diameter	G/H	P/H	Code No.
Ø4.5	1.0mm	7mm	DSCA4510H7PCTS
	1.5mm		DSCA4515H7PCTS
	2.0mm		DSCA4520H7PCTS
	2.5mm		DSCA4525H7PCTS
	3.5mm		DSCA4535H7PCTS
	4.5mm		DSCA4545H7PCTS
	5.5mm		DSCA4555H7PCTS

※ Set Code(S) : Abutment + Abutment Screw[DSAS]



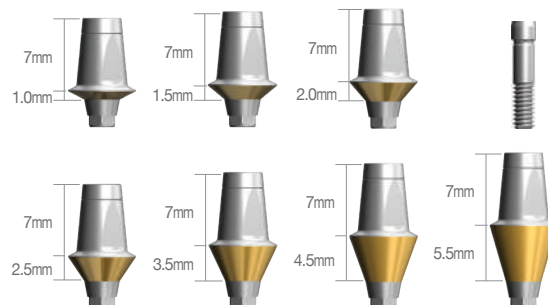
Abutment Diameter	G/H	P/H	Code No.
Ø5.5	1.0mm	7mm	DSCA5510H7PCTS
	1.5mm		DSCA5515H7PCTS
	2.0mm		DSCA5520H7PCTS
	2.5mm		DSCA5525H7PCTS
	3.5mm		DSCA5535H7PCTS
	4.5mm		DSCA5545H7PCTS
	5.5mm		DSCA5555H7PCTS

※ Set Code(S) : Abutment + Abutment Screw[DSAS]

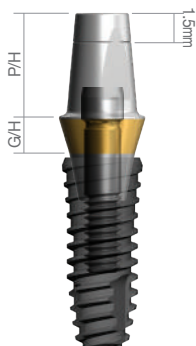


Abutment Diameter	G/H	P/H	Code No.
Ø6.5	1.5mm	7mm	DSCA6515H7PCTS
	2.0mm		DSCA6520H7PCTS
	2.5mm		DSCA6525H7PCTS
	3.5mm		DSCA6535H7PCTS
	4.5mm		DSCA6545H7PCTS
	5.5mm		DSCA6555H7PCTS

※ Set Code(S) : Abutment + Abutment Screw[DSAS]



Couple Abutment | Regular / Wide [N-Hex]



DSCA4520NPCTS + DSSOFR4210

Abutment Diameter	G/H	P/H	Code No.
Ø4.5	1.0mm	5.5mm	DSCA4510NPCTS
	1.5mm		DSCA4515NPCTS
	2.0mm		DSCA4520NPCTS
	2.5mm		DSCA4525NPCTS
	3.5mm		DSCA4535NPCTS
	4.5mm		DSCA4545NPCTS
	5.5mm		DSCA4555NPCTS

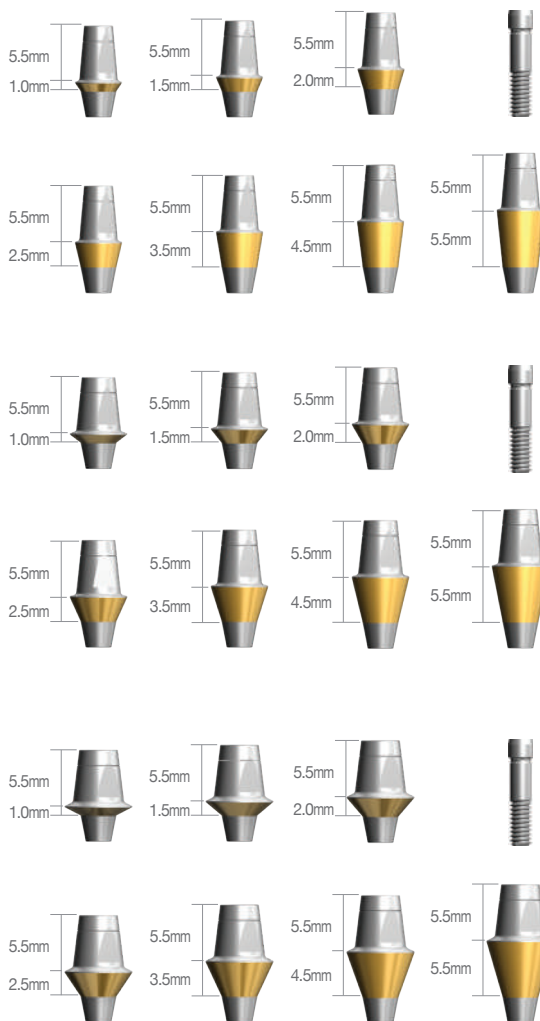
※ Set Code(S) : Abutment + Abutment Screw[DSAS]


Abutment Diameter	G/H	P/H	Code No.
Ø5.5	1.0mm	5.5mm	DSCA5510NPCTS
	1.5mm		DSCA5515NPCTS
	2.0mm		DSCA5520NPCTS
	2.5mm		DSCA5525NPCTS
	3.5mm		DSCA5535NPCTS
	4.5mm		DSCA5545NPCTS
	5.5mm		DSCA5555NPCTS

※ Set Code(S) : Abutment + Abutment Screw[DSAS]

Abutment Diameter	G/H	P/H	Code No.
Ø6.5	1.0mm	5.5mm	DSCA6510NPCTS
	1.5mm		DSCA6515NPCTS
	2.0mm		DSCA6520NPCTS
	2.5mm		DSCA6525NPCTS
	3.5mm		DSCA6535NPCTS
	4.5mm		DSCA6545NPCTS
	5.5mm		DSCA6555NPCTS

※ Set Code(S) : Abutment + Abutment Screw[DSAS]





DSCA5520N7PCTS + DSSOFR4210

Abutment Diameter	G/H	P/H	Code No.
Ø4.5	1.0mm	7mm	DSCA4510N7PCTS
	1.5mm		DSCA4515N7PCTS
	2.0mm		DSCA4520N7PCTS
	2.5mm		DSCA4525N7PCTS
	3.5mm		DSCA4535N7PCTS
	4.5mm		DSCA4545N7PCTS
	5.5mm		DSCA4555N7PCTS

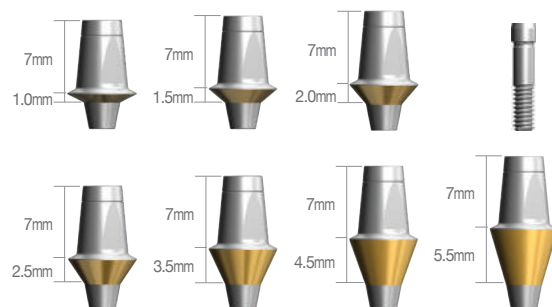
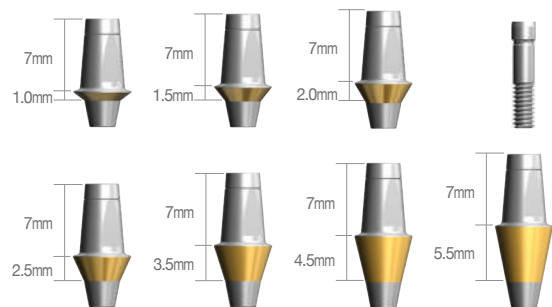
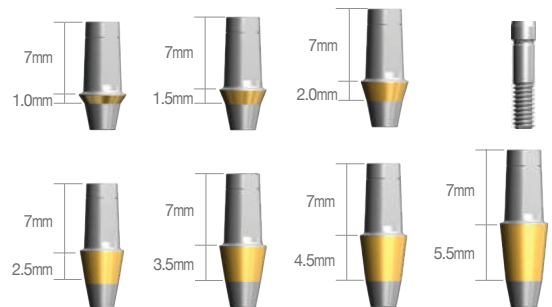
※ Set Code(S) : Abutment + Abutment Screw[DSAS]

Abutment Diameter	G/H	P/H	Code No.
Ø5.5	1.0mm	7mm	DSCA5510N7PCTS
	1.5mm		DSCA5515N7PCTS
	2.0mm		DSCA5520N7PCTS
	2.5mm		DSCA5525N7PCTS
	3.5mm		DSCA5535N7PCTS
	4.5mm		DSCA5545N7PCTS
	5.5mm		DSCA5555N7PCTS

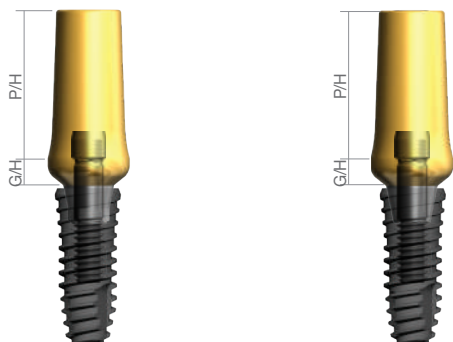
※ Set Code(S) : Abutment + Abutment Screw[DSAS]

Abutment Diameter	G/H	P/H	Code No.
Ø6.5	1.5mm	7mm	DSCA6515N7PCTS
	2.0mm		DSCA6520N7PCTS
	2.5mm		DSCA6525N7PCTS
	3.5mm		DSCA6535N7PCTS
	4.5mm		DSCA6545N7PCTS
	5.5mm		DSCA6555N7PCTS

※ Set Code(S) : Abutment + Abutment Screw[DSAS]



FreeMill Abutment | Regular / Wide [Hex / N-Hex]



DSFMA5520HHCTS + DSSOFR4210 DSFMA5520NHCTS + DSSOFR4210

Abutment Diameter	G/H	Type	Code No.
Ø4.0	1.5mm	Hex N-Hex	DSFMA4015HHCTS DSFMA4015NHCTS
	3.0mm	Hex N-Hex	DSFMA4030HHCTS DSFMA4030NHCTS

※ Set Code(S) : Abutment + Abutment Screw[DSAS]

Abutment Diameter	G/H	Type	Code No.
Ø4.5	2.0mm	Hex N-Hex	DSFMA4520HHCTS DSFMA4520NHCTS
	3.0mm	Hex N-Hex	DSFMA4530HHCTS DSFMA4530NHCTS



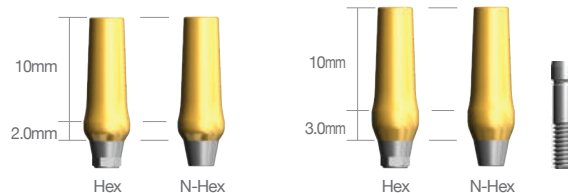
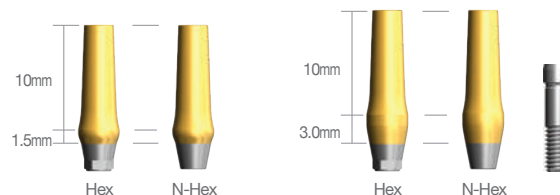
※ Set Code(S) : Abutment + Abutment Screw[DSAS]

Abutment Diameter	G/H	Type	Code No.
Ø5.5	2.0mm	Hex N-Hex	DSFMA5520HHCTS DSFMA5520NHCTS
	3.0mm	Hex N-Hex	DSFMA5530HHCTS DSFMA5530NHCTS

※ Set Code(S) : Abutment + Abutment Screw[DSAS]

Abutment Diameter	G/H	Type	Code No.
Ø6.5	2.0mm	Hex N-Hex	DSFMA6520HHCTS DSFMA6520NHCTS
	4.0mm	Hex N-Hex	DSFMA6540HHCTS DSFMA6540NHCTS

※ Set Code(S) : Abutment + Abutment Screw[DSAS]




MOA Abutment



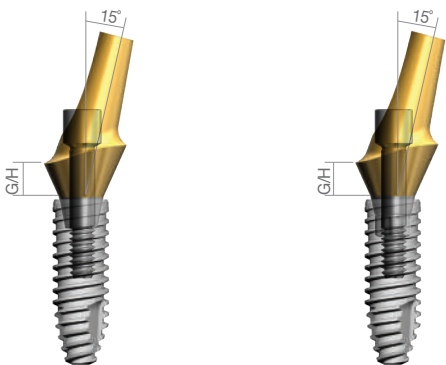
DSMA55305HCTS + DSSOFR4210

Abutment Diameter	G/H	P/H	Code No.
Ø4.5	2.8	7.0	DSMA45307HCTS
Ø5.5	2.8	5.5	DSMA55305HCTS

※ Set Code(S) : Abutment + Abutment Screw[DSAS]



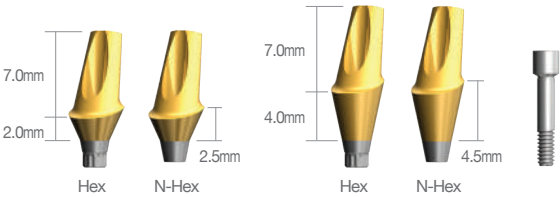
Angled Abutment | Narrow [15°] Recommended torque - Narrow size : 20Ncm / Regular, wide size : 30Ncm



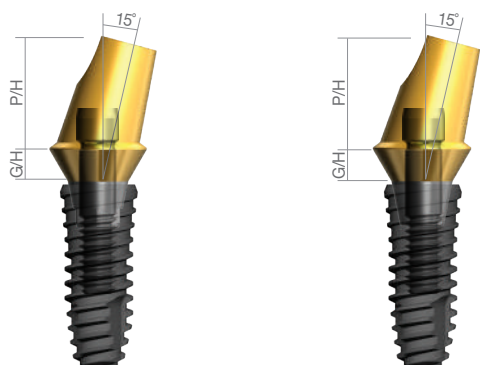
DSAAS40152HTS + DSSOFS3310 DSAAS40152NTS + DSSOFS3310

Abutment Diameter	Angle	G/H	Type	Code No.
Ø4.0	15°	2mm	Hex	DSAAS40152HTS
			N-Hex	DSAAS40152NTS
		4mm	Hex	DSAAS40154HTS
			N-Hex	DSAAS40154NTS

※ Set Code(S) : Abutment + Abutment Screw[DSASS]



Angled Abutment | Regular / Wide [15°]



DSAA55152HCTS + DSSOFR4210 DSAA55152NCTS + DSSOFR4210

Abutment Diameter	Angle	G/H	Type	Code No.
Ø4.5	15°	1mm	Hex N-Hex	DSAA45151HCTS DSAA45151NHCTS
		2mm	Hex N-Hex	DSAA45152HCTS DSAA45152NHCTS
		4mm	Hex N-Hex	DSAA45154HCTS DSAA45154NHCTS

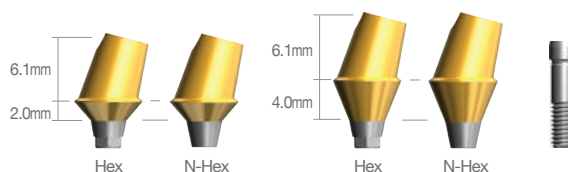
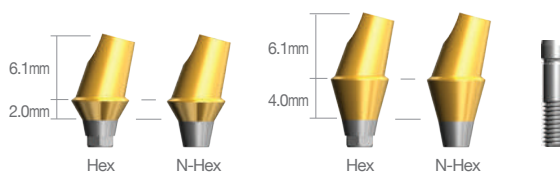

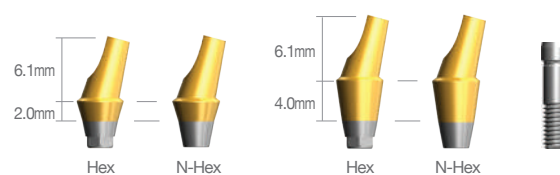
※ Set Code(S) : Abutment + Abutment Screw
[1mm – DSAS1 / 2, 4mm – DSAS]

Abutment Diameter	Angle	G/H	Type	Code No.
Ø5.5	15°	1mm	Hex N-Hex	DSAA55151HCTS DSAA55151NHCTS
		2mm	Hex N-Hex	DSAA55152HCTS DSAA55152NHCTS
		4mm	Hex N-Hex	DSAA55154HCTS DSAA55154NHCTS

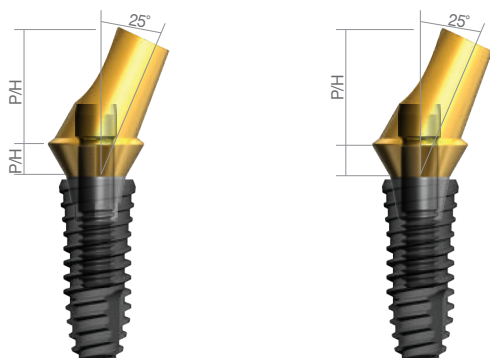
※ Set Code(S) : Abutment + Abutment Screw
[1mm – DSAS1 / 2, 4mm – DSAS]

Abutment Diameter	Angle	G/H	Type	Code No.
Ø6.5	15°	1mm	Hex N-Hex	DSAA65151HCTS DSAA65151NHCTS
		2mm	Hex N-Hex	DSAA65152HCTS DSAA65152NHCTS
		4mm	Hex N-Hex	DSAA65154HCTS DSAA65154NHCTS

※ Set Code(S) : Abutment + Abutment Screw
[1mm – DSAS1 / 2, 4mm – DSAS]



Angled Abutment | Regular / Wide [25°]



DSAA55252HCTS + DSSOFR4210 DSAA55252NCTS + DSSOFR4210

Abutment Diameter	Angle	G/H	Type	Code No.
Ø4.5	25°	1mm	Hex N-Hex	DSAA45251HCTS DSAA45251NHCTS
		2mm	Hex N-Hex	DSAA45252HCTS DSAA45252NHCTS
		4mm	Hex N-Hex	DSAA45254HCTS DSAA45254NHCTS

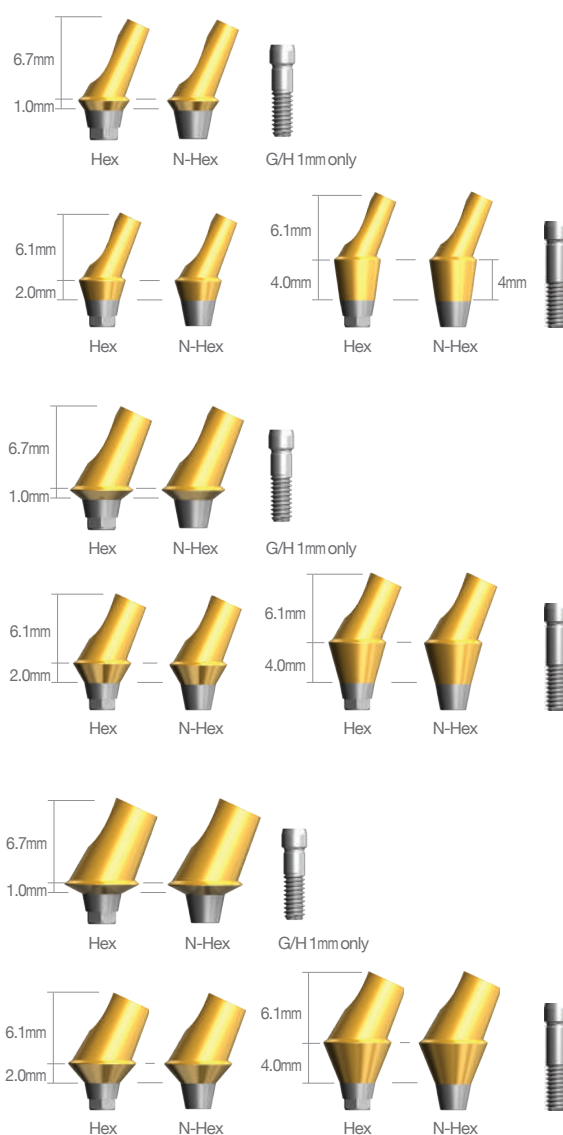
※ Set Code(S) : Abutment + Abutment Screw
[1mm – DSAS1 / 2, 4mm – DSAS]

Abutment Diameter	Angle	G/H	Type	Code No.
Ø5.5	25°	1mm	Hex N-Hex	DSAA55251HCTS DSAA55251NHCTS
		2mm	Hex N-Hex	DSAA55252HCTS DSAA55252NHCTS
		4mm	Hex N-Hex	DSAA55254HCTS DSAA55254NHCTS

※ Set Code(S) : Abutment + Abutment Screw
[1mm – DSAS1 / 2, 4mm – DSAS]

Abutment Diameter	Angle	G/H	Type	Code No.
Ø6.5	25°	1mm	Hex N-Hex	DSAA65251HCTS DSAA65251NHCTS
		2mm	Hex N-Hex	DSAA65252HCTS DSAA65252NHCTS
		4mm	Hex N-Hex	DSAA65254HCTS DSAA65254NHCTS

※ Set Code(S) : Abutment + Abutment Screw
[1mm – DSAS1 / 2, 4mm – DSAS]




Gold UCLA | Narrow

Recommended torque - Narrow size : 20Ncm / Regular, wide size : 30Ncm

Abutment Diameter	Type	Code No.
Ø4.0	Hex	DSGUASHS
	N-Hex	DSGUASNS


※ Set Code(S) : Abutment + Abutment Screw[DSASS]



Gold UCLA | Regular / Wide

Abutment Diameter	Type	Code No.
Ø4.5	Hex	DSGCHS
	N-Hex	DSGCNS

※ Set Code(S) : Abutment + Abutment Screw[DSAS]




CCM UCLA | Narrow

Recommended torque - Narrow size : 20Ncm / Regular, wide size : 30Ncm

Abutment Diameter	Type	Code No.
Ø4.0	Hex	DSCUASHS
	N-Hex	DSCUASNS

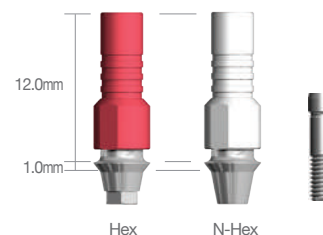
※ Set Code(S) : Abutment + Abutment Screw[DSASS]



CCM UCLA | Regular / Wide

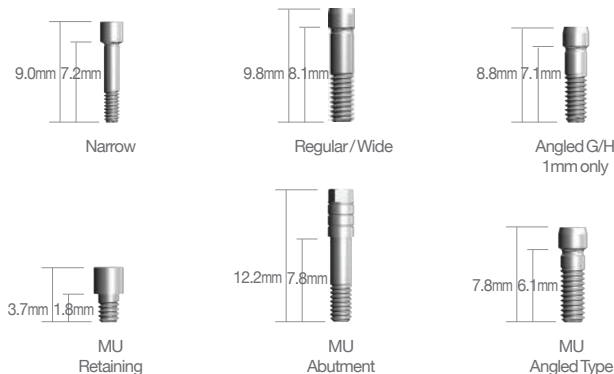
Abutment Diameter	Type	Code No.
Ø4.5	Hex	DSCUAHS
	N-Hex	DSCUANS

※ Set Code(S) : Abutment + Abutment Screw[DSAS]



Abutment Screw

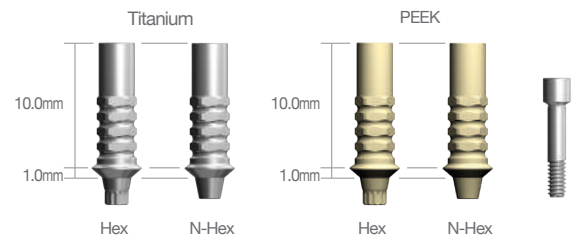
Type	Code No.
Narrow	DSASS
Regular / Wide	DSAS
Angled G/H 1mm only	DSAS1
MU Retaining	DMRTS
MU Abutment	DSMAS10/20/30/40
MU Angled Type	DSMAS



Temporary Abutment | Narrow Recommended torque - Narrow size : 20Ncm / Regular, wide size : 30Ncm

Abutment Diameter	Material	Type	Code No.
Ø4.0	Titanium	Hex N-Hex	DSTAS40HS DSTAS40NS
	PEEK	Hex N-Hex	DSPTS40HS DSPTS40NS


※ Set Code(S) : Abutment + Abutment Screw[DSASS]



Temporary Abutment | Regular / Wide


Abutment Diameter	Material	Type	Code No.
Ø4.5	Titanium	Hex N-Hex	DSTA45HS DSTA45NS
	PEEK	Hex N-Hex	DSPT45HS DSPT45NS

※ Set Code(S) : Abutment + Abutment Screw[DSAS]




Abutment Diameter	Material	Type	Code No.
Ø5.5	Titanium	Hex N-Hex	DSTA55HS DSTA55NS
	PEEK	Hex N-Hex	DSPT55HS DSPT55NS

※ Set Code(S) : Abutment + Abutment Screw[DSAS]



Abutment Diameter	Material	Type	Code No.
Ø6.5	Titanium	Hex N-Hex	DSTA65HS DSTA65NS
	PEEK	Hex N-Hex	DSPT65HS DSPT65NS

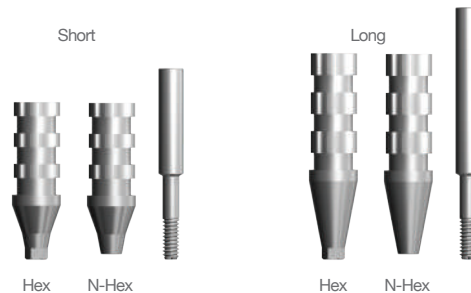
※ Set Code(S) : Abutment + Abutment Screw[DSAS]



Pick-Up Impression Coping | Narrow

Abutment Diameter	Type	Height	Code No.
Ø4.0	Hex	Short	DSIHS40SS
		Long	DSIHS40LS
	N-Hex	Short	DSINS40SS
		Long	DSINS40LS

※ Set Code(S) : Impression Body + Pin
[Short - DSGPS15 / Long - DSGPS19]



One-Body Transfer Impression Coping | Narrow


Abutment Diameter	Height	Code No.
Ø4.0	Short	DSOTICS40S
	Long	DSOTICS40L



Transfer Impression Coping | Narrow

Abutment Diameter	Type	Height	Code No.
Ø4.0	Hex	Short	DSITHS40SS
		Long	DSITHS40LS
	N-Hex	Short	DSITNS40SS
		Long	DSITNS40LS


※ Set Code(S) : Impression Body + Pin
[Short - DSTSS / Long - DSTLS]



Pick-Up Impression Coping | Regular / Wide


Abutment Diameter	Type	Height	Code No.
Ø4.5	Hex	Short	DSIH45SS
		Long	DSIH45LS
	N-Hex	Short	DSIN45SS
		Long	DSIN45LS

※ Set Code(S) : Impression Body + Pin
[Short - DSGP15 / Long - DSGPS19]




Abutment Diameter	Type	Height	Code No.
Ø5.5	Hex	Short	DSIH55SS
		Long	DSIH55LS
	N-Hex	Short	DSIN55SS
		Long	DSIN55LS

※ Set Code(S) : Impression Body + Pin
[Short - DSGP15 / Long - DSGPS19]



Abutment Diameter	Type	Height	Code No.
Ø6.5	Hex	Short	DSIH65SS
		Long	DSIH65LS
	N-Hex	Short	DSIN65SS
		Long	DSIN65LS

※ Set Code(S) : Impression Body + Pin
[Short - DSGP15 / Long - DSGPS19]



One-Body Transfer Impression Coping | Regular / Wide

Abutment Diameter	Height	Code No.
Ø4.5	Short	DSOTIC45S
	Long	DSOTIC45L

Abutment Diameter	Height	Code No.
Ø5.5	Short	DSOTIC55S
	Long	DSOTIC55L

Abutment Diameter	Height	Code No.
Ø6.5	Short	DSOTIC65S
	Long	DSOTIC65L

Short Long



Short Long



Short Long



Transfer Impression Coping | Regular / Wide

Abutment Diameter	Type	Height	Code No.
Ø4.5	Hex	Short	DSITH45SS
		Long	DSITH45LS
	N-Hex	Short	DSITN45SS
		Long	DSITN45LS

※ Set Code(S) : Impression Body + Pin
[Short - DSTS / Long - DSTL]

Abutment Diameter	Type	Height	Code No.
Ø5.5	Hex	Short	DSITH55SS
		Long	DSITH55LS
	N-Hex	Short	DSITN55SS
		Long	DSITN55LS

※ Set Code(S) : Impression Body + Pin
[Short - DSTS / Long - DSTL]

Short



Hex N-Hex

Long



Hex N-Hex



Hex N-Hex



Hex N-Hex

Abutment Diameter	Type	Height	Code No.
Ø6.5	Hex	Short	DSITH65SS
		Long	DSITH65LS
	N-Hex	Short	DSITN65SS
		Long	DSITN65LS

※ Set Code(S) : Impression Body + Pin
[Short - DSTS / Long - DSTL]



Lab Analog | Narrow

Abutment Diameter	Code No.
Ø4.0	DSCLAS



Lab Analog | Regular / Wide

Abutment Diameter	Code No.
Ø4.5	DSCLA



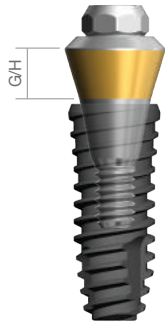
Prosthetic Flow Diagrams for OneQ Sub Octa System

Abutment Level Impression / Screw Restoration

 Narrow Type

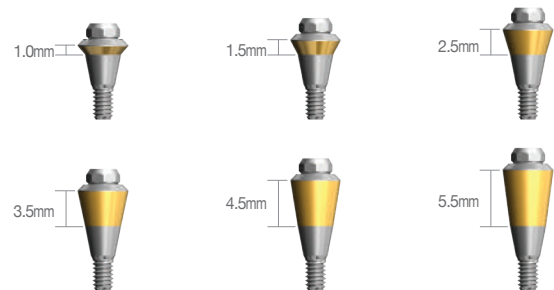
Description	Flow	Tool
Screw		 1.25 Hex Driver
Cylinder	      Gold Cylinder CCM Cylinder Plastic Cylinder	
Lab Analog		
Impression Coping	  Pick-up Transfer	 1.25 Hex Driver
Sub Octa Abutment		
	  Cover Screw Healing Abutment	
OneQ Fixture	  OneQ-SL(Regular) OneQ-SL(Wide)	  No-mount Driver Ratchet Driver

Sub Octa Abutment | Regular / Wide



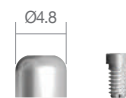
DSOA482PCT + DSSOFR4210

Abutment Diameter	G/H	Code No.
Ø4.8	1.0mm	DSOA480PCT
	1.5mm	DSOA481PCT
	2.5mm	DSOA482PCT
	3.5mm	DSOA483PCT
	4.5mm	DSOA484PCT
	5.5mm	DSOA485PCT



Octa Healing Cap

Abutment Diameter	Code No.
Ø4.8	DIOHC



Impression Coping

Abutment Diameter	Type	Code No.
Ø4.8	Pick-Up	DIOIOS DIOINS
	Transfer	DIOTIS




Lab Analog

Abutment Diameter	Code No.
Ø4.8	DIOLA



Cylinder

Abutment Diameter	Type	Angle	Code No.
Ø4.8	Gold	Octa	DIOGCOS
		N-Octa	DIOGCNS
	CCM	Octa	DIOCC48OS
		N-Octa	DIOCC48NS
	Plastic	Octa	DIOPOS
		N-Octa	DIOPNS



※ Set Code(S) : Abutment + Abutment Screw[DIOACS]

Prosthetic Flow Diagrams for MU Abutment System

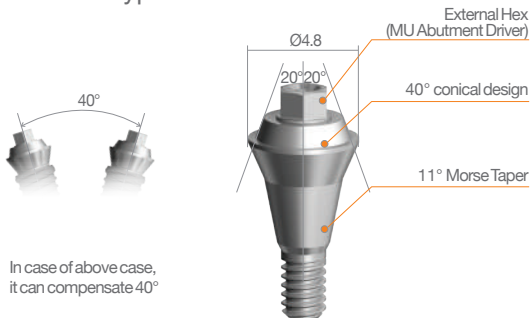


MU Solid Abutment

Material : Ti-6Al-4V ELI / Recommendation torque : 30Ncm

1.Single and Bridge case both available.

2.SCRP Type Abutment

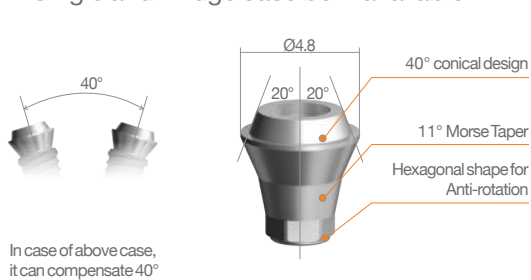


A/D	G/H	Code No.
Ø4.8	1mm	DSMSA4810N
	2mm	DSMSA4820N
	3mm	DSMSA4830N
	4mm	DSMSA4840N

MU Couple Abutment

Material : Ti-6Al-4V ELI / Recommendation torque : 30Ncm

1.Single and Bridge case both available.



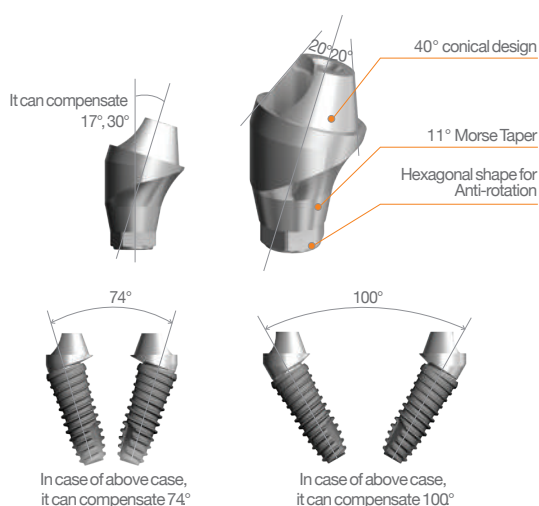
A/D	G/H	Code No.
Ø4.8	1mm	DSMCA4810HS
	2mm	DSMCA4820HS
	3mm	DSMCA4830HS
	4mm	DSMCA4840HS

※ Set Code(S) : Abutment + Abutment Screw[DSMAS-]

MU Angled Abutment

Material : Ti-6Al-4V ELI / Recommendation torque : 30Ncm

1.Single and Bridge case both available.

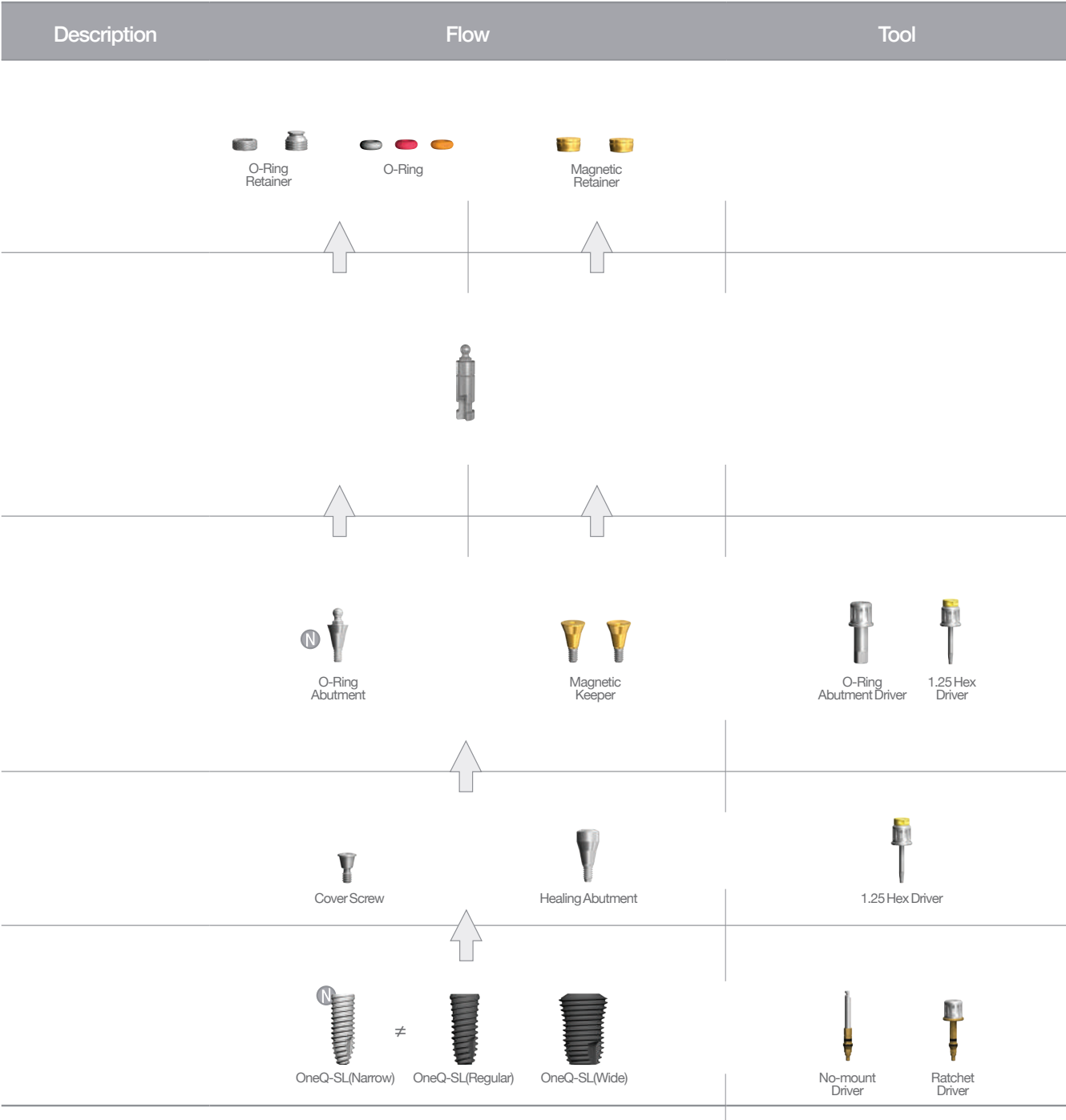


A/D	Angled	G/H	Code No.
Ø4.8	17°	2mm	DSMAA481720HS
		4mm	DSMAA481740HS
	30°	3mm	DSMAA483030HS
		5mm	DSMAA483050HS

※ Set Code(S) : Abutment + Abutment Screw[DSMAS]

Prosthetic Flow Diagrams for OneQ Overdenture System

 Narrow Type



O-Ring Abutment | Narrow Recommended torque - Narrow size : 20Ncm / Regular, wide size : 30Ncm



DSORAS20 + DSSOFS3310

Abutment Diameter	G/H	Code No.
Ø3.5	2mm 4mm	DSORAS20 DSORAS40



O-Ring Abutment | Regular / Wide



DSORA20 + DSSOFR4210

Abutment Diameter	G/H	Code No.
Ø3.4	0.5mm	DSORA00

Abutment Diameter	G/H	Code No.
Ø4.5	2mm 4mm	DSORA20 DSORA40



O-Ring Lab Analog

Code No.
DOLA



O-Ring Retainer | Open

Code No.
DORS



4N

6N

O-Ring Retainer | Close

Code No.
DORCS



4N

6N

O-Ring

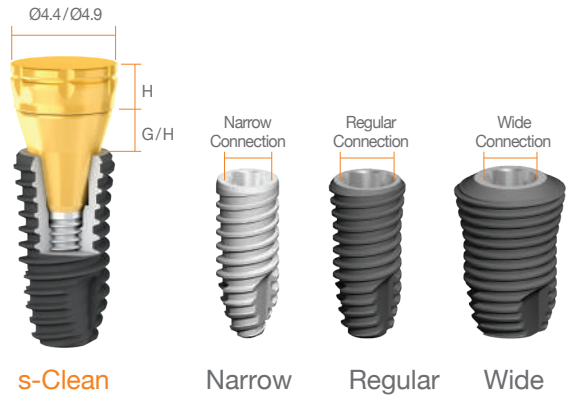
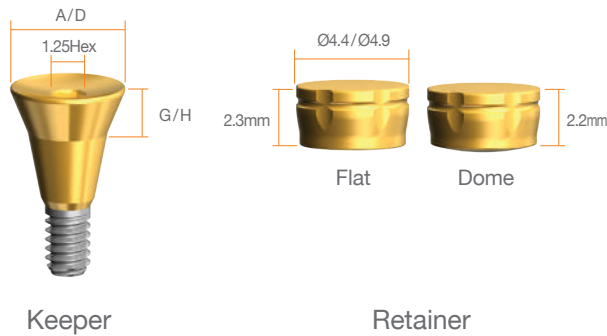
Abutment Color	Code No.
BLACK	DOAO100
RED	DOAO400
ORANGE	DOAO800



4N

6N

OneQ Magnetic Attachment



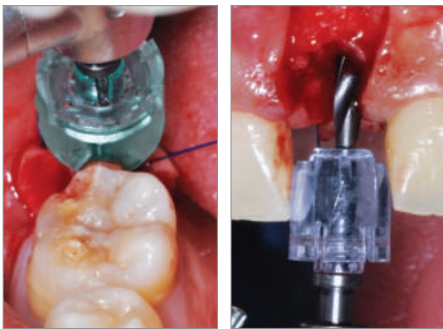
Flat Type					
Type	A/D	G/H	Keeper Code	Retainer Code	Set Code
Narrow	4.4	1.0	DSNMK4410F	DMDRA4423F	DSNMK4410FS
		2.0	DSNMK4420F		DSNMK4420FS
		3.0	DSNMK4430F		DSNMK4430FS
		4.0	DSNMK4440F		DSNMK4440FS
		5.0	DSNMK4450F		DSNMK4450FS
	4.9	1.0	DSNMK4910F	DMDRA4923F	DSNMK4910FS
		2.0	DSNMK4920F		DSNMK4920FS
		3.0	DSNMK4930F		DSNMK4930FS
		4.0	DSNMK4940F		DSNMK4940FS
		5.0	DSNMK4950F		DSNMK4950FS
Regular / Wide	4.4	1.0	DSRMK4410F	DMDRA4423F	DSRMK4410FS
		2.0	DSRMK4420F		DSRMK4420FS
		3.0	DSRMK4430F		DSRMK4430FS
		4.0	DSRMK4440F		DSRMK4440FS
		5.0	DSRMK4450F		DSRMK4450FS
	4.9	1.0	DSRMK4910F	DMDRA4923F	DSRMK4910FS
		2.0	DSRMK4920F		DSRMK4920FS
		3.0	DSRMK4930F		DSRMK4930FS
		4.0	DSRMK4940F		DSRMK4940FS
		5.0	DSRMK4950F		DSRMK4950FS

Dome Type					
Type	A/D	G/H	Keeper Code	Retainer Code	Set Code
Narrow	4.4	1.0	DSNMK4410D	DMDRA4422D	DSNMK4410DS
		2.0	DSNMK4420D		DSNMK4420DS
		3.0	DSNMK4430D		DSNMK4430DS
		4.0	DSNMK4440D		DSNMK4440DS
		5.0	DSNMK4450D		DSNMK4450DS
	4.9	1.0	DSNMK4910D	DSNMK4922D	DSNMK4910DS
		2.0	DSNMK4920D		DSNMK4920DS
		3.0	DSNMK4930D		DSNMK4930DS
		4.0	DSNMK4940D		DSNMK4940DS
		5.0	DSNMK4950D		DSNMK4950DS
Regular / Wide	4.4	1.0	DSRMK4410D	DMDRA4422D	DSRMK4410DS
		2.0	DSRMK4420D		DSRMK4420DS
		3.0	DSRMK4430D		DSRMK4430DS
		4.0	DSRMK4440D		DSRMK4440DS
		5.0	DSRMK4450D		DSRMK4450DS
	4.9	1.0	DSRMK4910D	DMDRA4922D	DSRMK4910DS
		2.0	DSRMK4920D		DSRMK4920DS
		3.0	DSRMK4930D		DSRMK4930DS
		4.0	DSRMK4940D		DSRMK4940DS
		5.0	DSRMK4950D		DSRMK4950DS

※ Set Code(S) : Keeper+ Retainer

Simple Implant System

DENTIS Guide Wheel



Visualized Procedure

- Visible surgery site with transparent material

Simple Protocol

- Can be used with any initial drill

Enhanced Irrigation

- Mechanically enhanced irrigation system

Avoid Cross Contamination

- One time use, disposable

Versatile

- Applicable to single to multiple cases

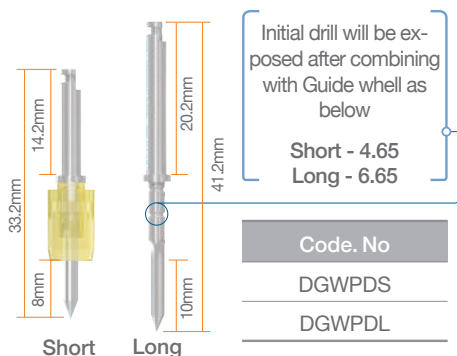
Economical Solution

- Avoid using expensive and complex guided surgery system

Reduced chair time

- Easy determination of osteotomy site with simple comparison between Guide wheel and adjacent tooth

Guide Wheel Initial Drill



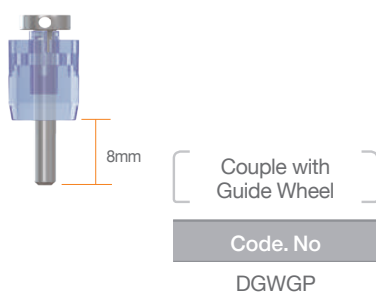
Guide Wheel



- Coupled with Initial Drill, utilize Guide Wheel for initial osteotomy and measurement for future prosthesis

Code. No	DGW6	DGW7	DGW8	DGW9	DGW10	DGW12
color	Yellow	Pink	Blue	Green	Black	Clear
Size	Ø6	Ø7	Ø8	Ø9	Ø10	Ø12

Guide Pole



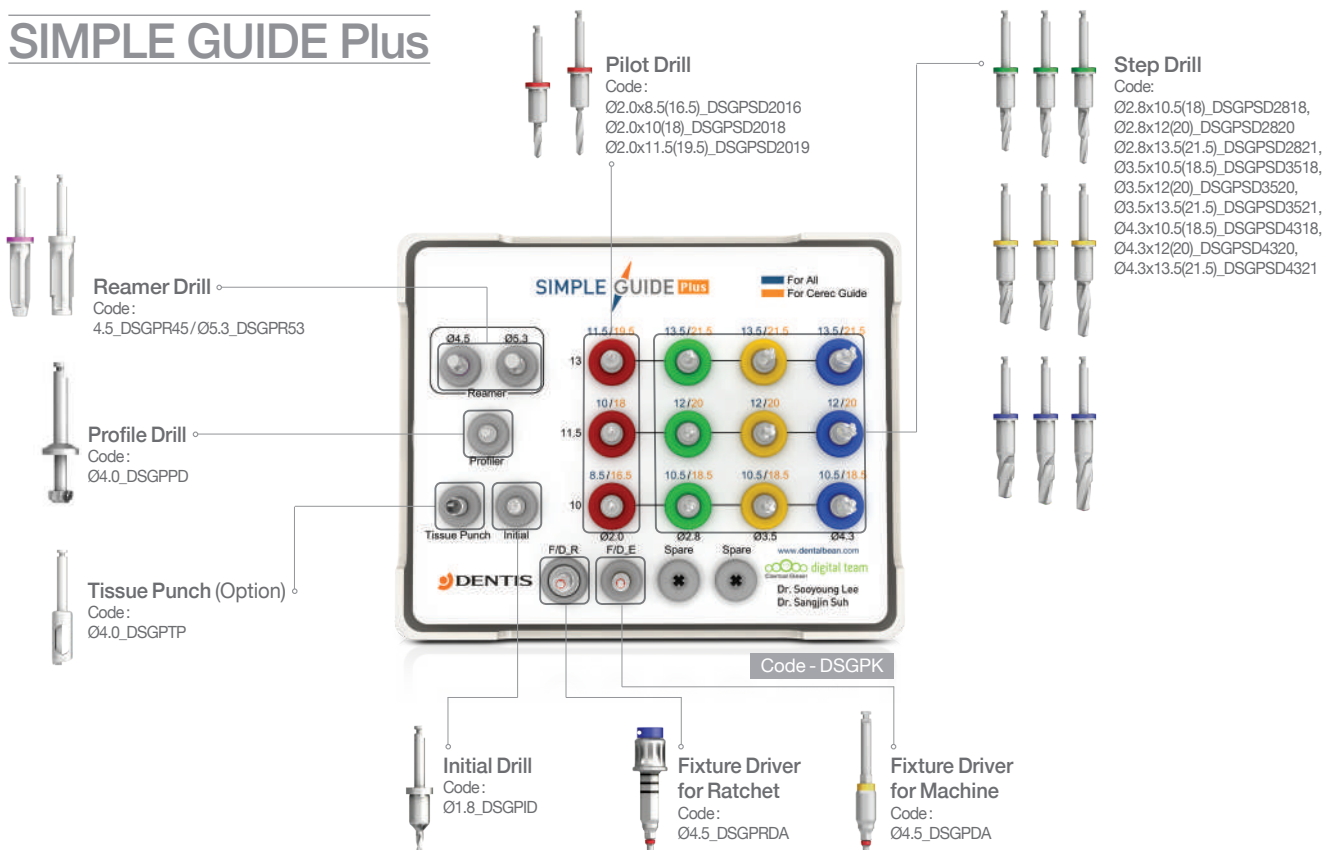
Guide Pin



- Apply Guide Pin on osteotomy to visualize future prosthesis
- Apply Guide Pin for multiple cases

Code. No	DGWP6	DGWP7	DGWP8	DGWP9	DGWP10	DGWP12
Size	Ø6	Ø7	Ø8	Ø9	Ø10	Ø12

SIMPLE GUIDE Plus



Guide Surgery Work Process



► Finish everything of your case within a day with ZENITH 3D printing system.

ZENITH 3D Printing System

The New Paradigm of 3D Printer

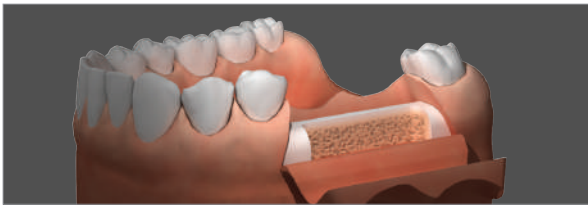
ZENITH® 3D Printer provides the ultimate accuracy and incredible production speed.

The perfect opportunity to join in the Digital Dentistry!

Applications : Dental Model, Surgical Guide, Temporary, Castable Material, Splint, IDB Tray, Bite Tray

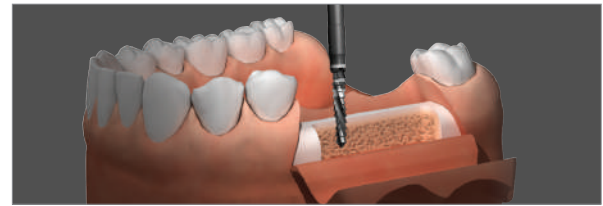


OneQ Drilling Manual



1. Incision

- Make an incision in the area where the implant will be placed.



2. Lindemann Drill

- Make a guide hole for the initial drilling by using Lindemann drill.
- We recommend 1,000RPM while drilling as well as continued drilling that reaches the bottom of the laser-marked line.

3. Straight Drill

- We recommend 800-1,000RPM while drilling as well as continued drilling that reaches the laser-marked line based on the depth.
※RPM can be set diversely depending on the bone density.
- Choose the appropriate drill that is equal to the length of fixture to be placed and then drilling that continues to the own stopper.



4. Countersink

- We recommend 800-1,000RPM while drilling.
※RPM can be set diversely depending on the bone density.
- In case of D1-D2 bone, drill until upper line of laser marking, in case of D3-D4 bone, drill until lower line of laser marking.



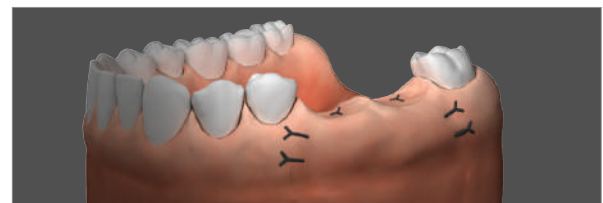
5. Fixture Placement [1]

- By using s-Clean No-Mount Driver, a component of Surgical Kit Set, place the fixture.
- We recommend 30Ncm under 20RPM while placing.
※Set the maximum torque to 40Ncm.



6. Fixture Placement [2]

- By using Torque Ratchet of Surgical Kit Set, connect s-Clean Ratchet Driver and then place the fixture.
- Placing that continues to the laser-marked line on the driver.
- It should be caution against too excessive torque.



7. Cover Screw Connection

- Remove the cover screw from the Ampoule case using a 1.25 hex hand driver, and then connect the screw to the fixture.
- When connecting the cover screw to the fixture, set the torque to 5-8Ncm.

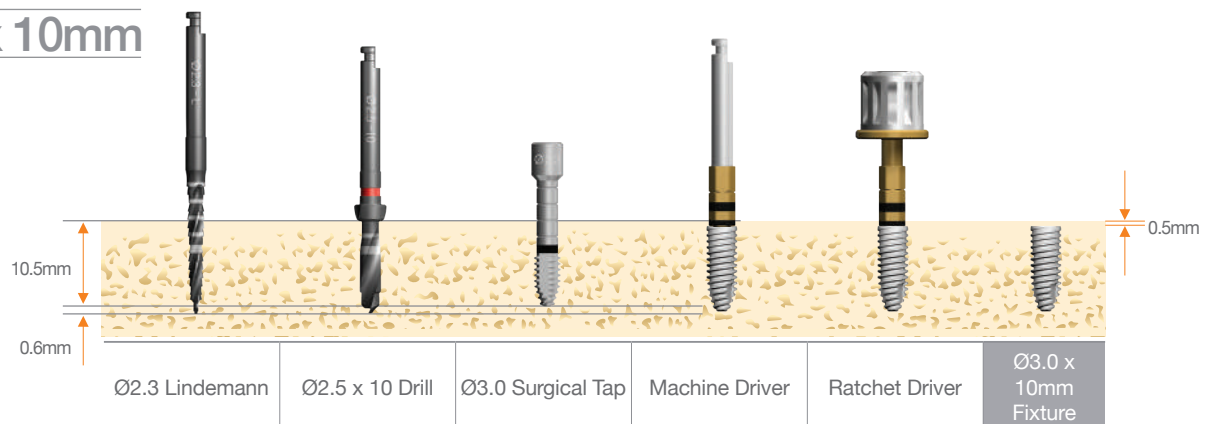
8. Suture

- After connecting the cover screw to the fixture, suture the incised gingiva.
Make sure there is enough attached gingiva for stability.

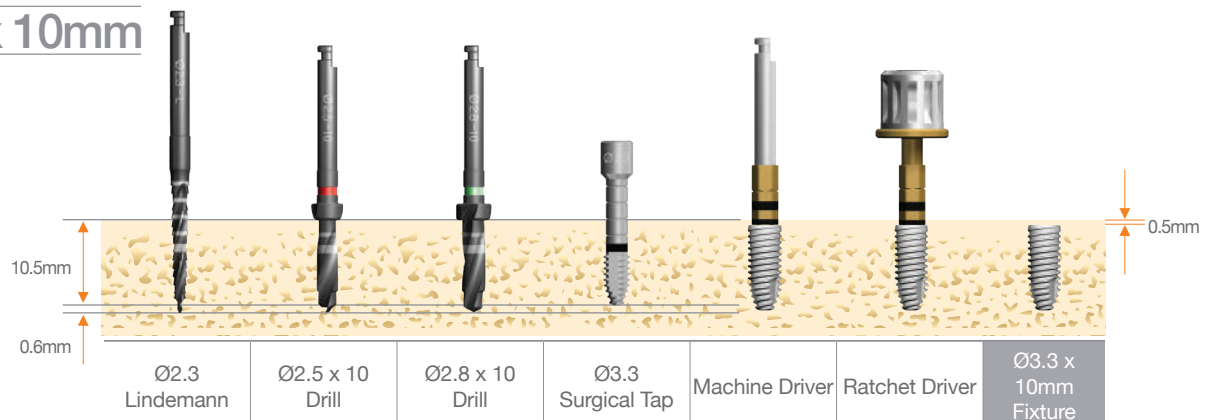
Drilling & Fixture Placement Concept

When place fixture, Drilling has to 0.5mm deeper than fixture length and place fixture 0.5mm lower than bone level.

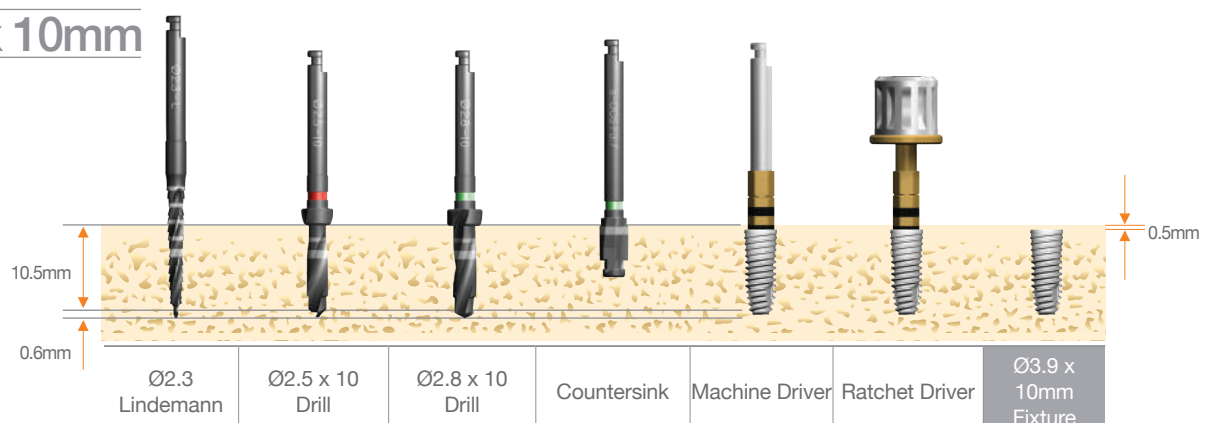
Ø3.0 x 10mm




Ø3.3 x 10mm

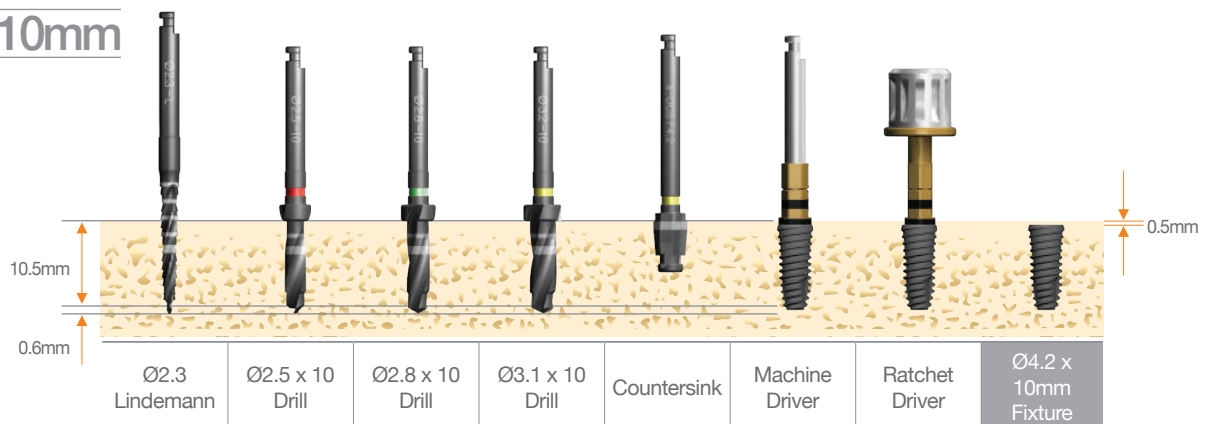


Ø3.9 x 10mm

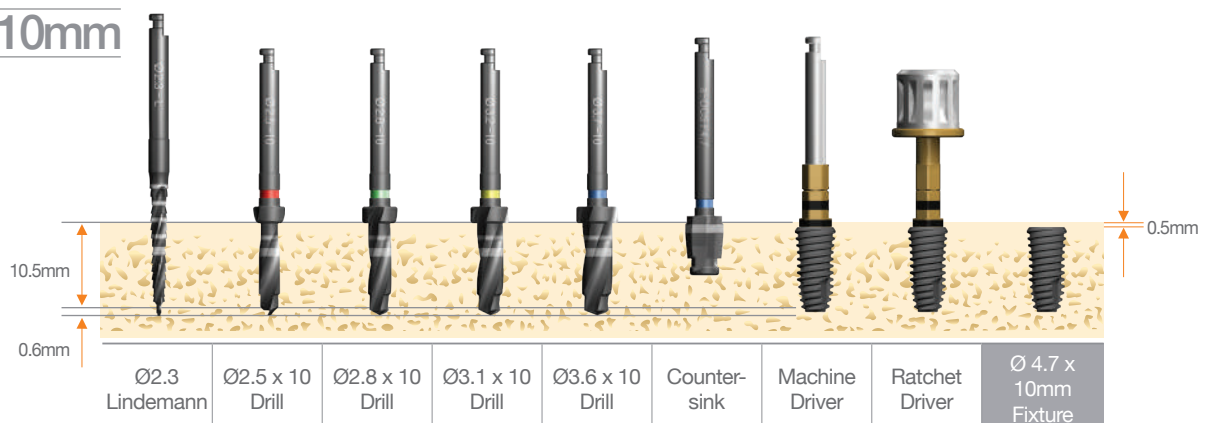




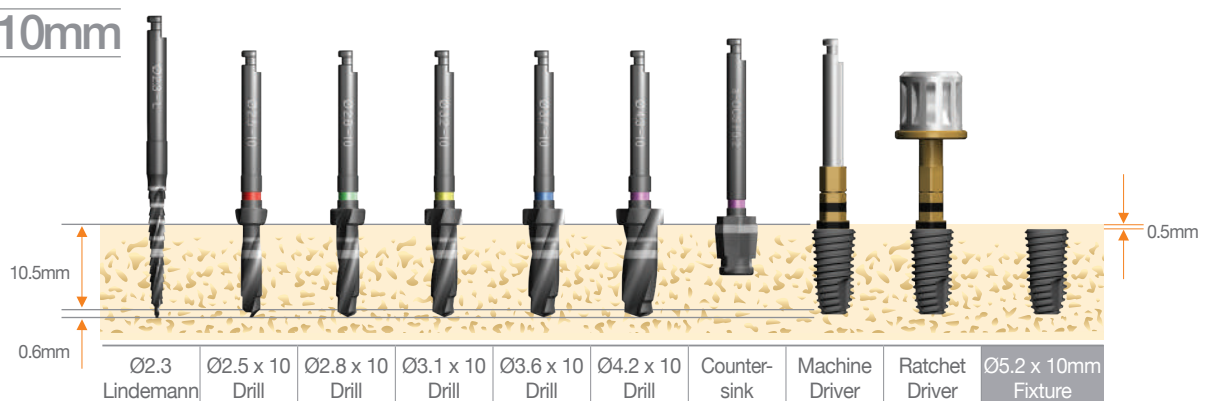
Ø4.2 x 10mm

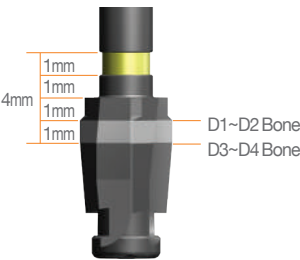


Ø4.7 x 10mm

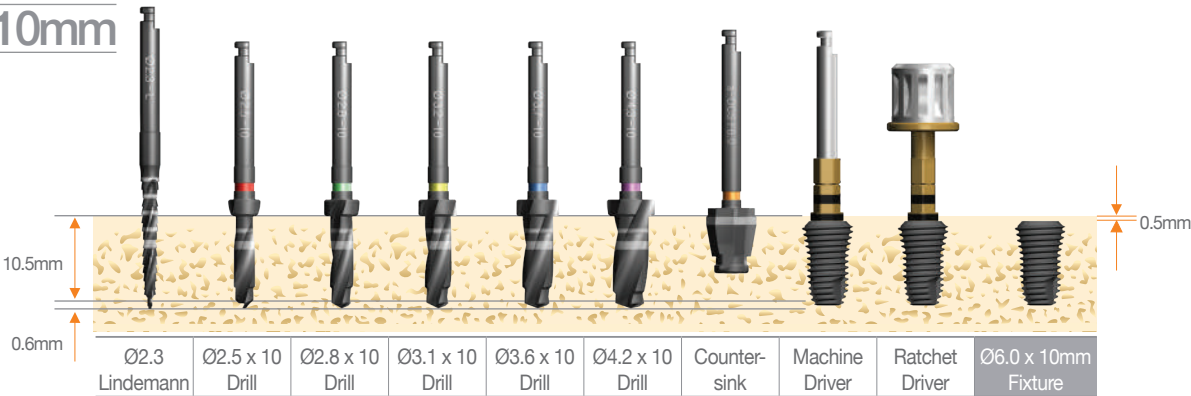


Ø5.2 x 10mm

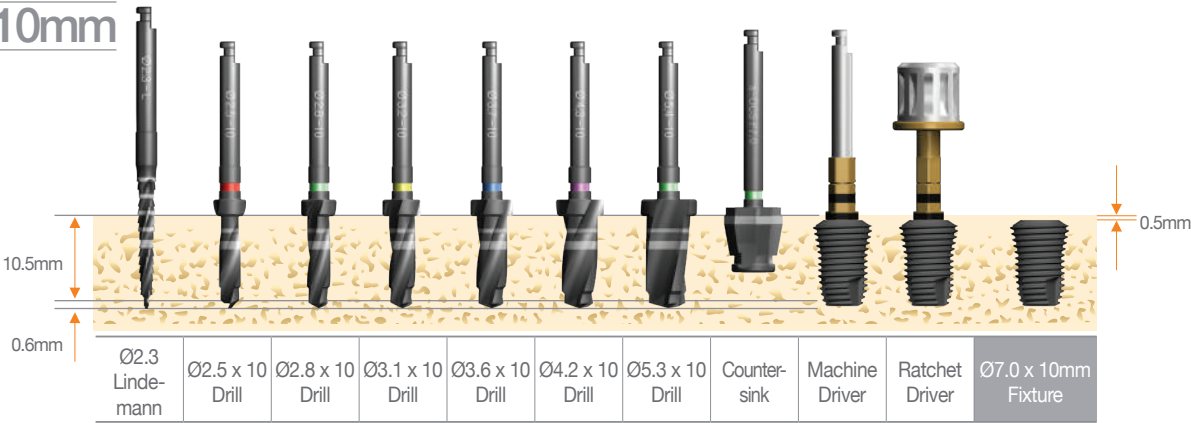




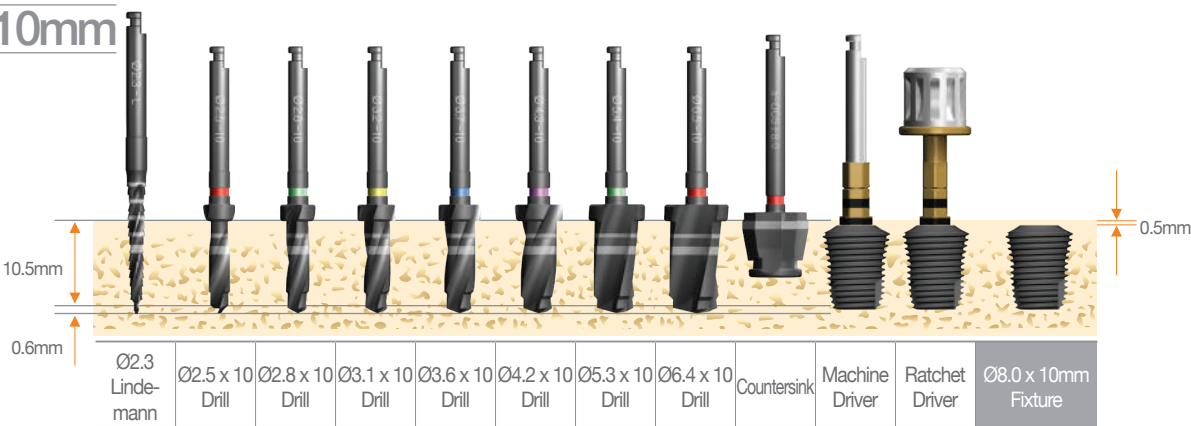
Ø6.0 x 10mm



Ø7.0 x 10mm

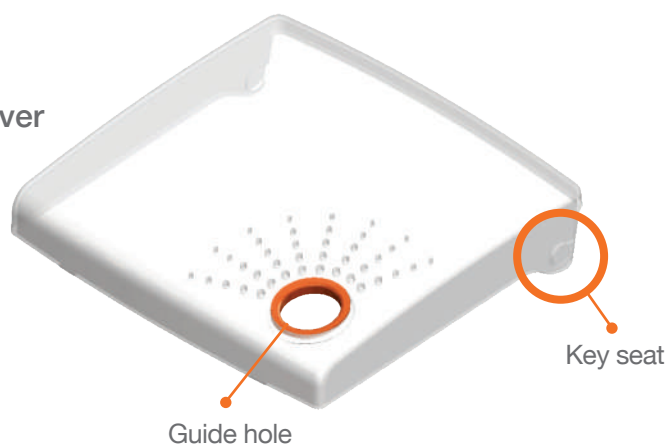


Ø8.0 x 10mm

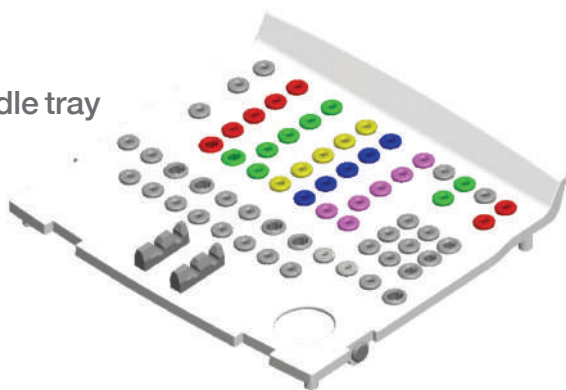


Surgical Kit Instruction

Cover



Middle tray



Bottom



SEPARATION



Please raise the cover with finger in the guide hole.



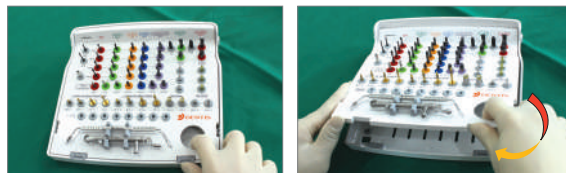
After raising the cover at a right angle, please separate it.

ASSEMBLING



After raising the cover at a right angle, please assemble it with a key seat properly.

REMOVAL









Please raise the middle tray with finger in the guide hole as following this arrow.





ASSEMBLING









The lower part of middle tray is inserted first, and please press the upper part.

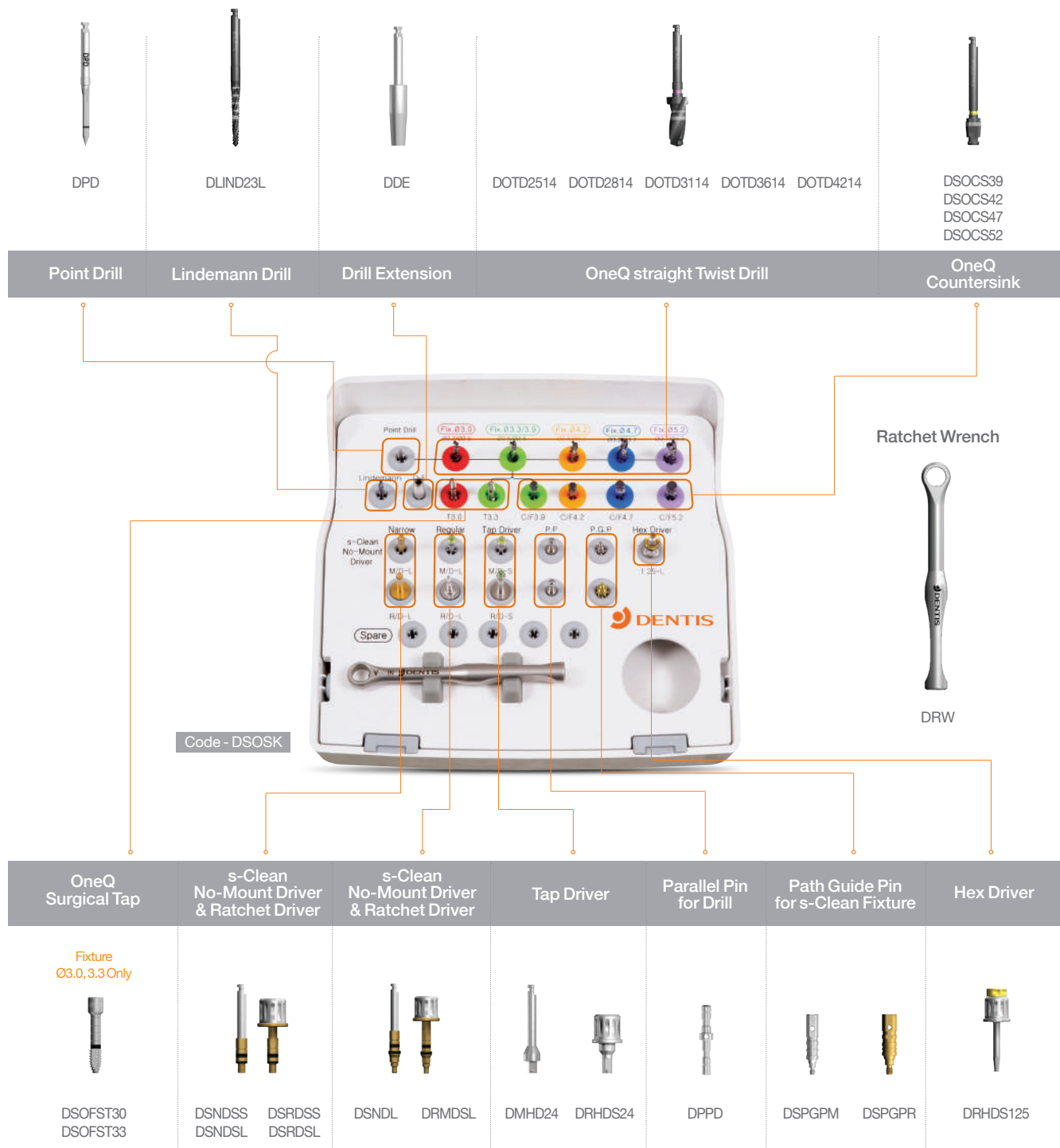
OneQ-SL Premium Surgical Kit

								
DLIND23L [DLIND23S] Option	DPD	DDE	DOTD2508 DOTD2808 DOTD3108 DOTD3608 DOTD4208 DOTD5312 DOTD2510 DOTD2810 DOTD3110 DOTD3610 DOTD4210 DOTD6412 DOTD2512 DOTD2812 DOTD3112 DOTD3612 DOTD4212 DSPD57 DOTD2514 DOTD2814 DOTD3114 DOTD3614 DOTD4214 Option				DSOFST30 DSOFST33	DSOCS39 DSOCS60 DSOCS42 DSOCS70 DSOCS47 DSOCS80 DSOCS52 DSOCS52 Option
Lindemann Drill	Point Drill	Drill Extension	OneQ straight Twist Drill				OneQ Surgical Tap	OneQ Countersink

									
[DSNDSS] [DSNDSL] Option	[DSRDSS] [DSRDSL] Option	DSNDS DSNDL	DRMDSS DRMDSL	DRHDS125 DRHDL125	[DMHD24] Option	[DRHDS24] Option	DSPGPM	DSPGPR	DPPD

OneQ-SL Advanced Surgical Kit



One System for All
Implant Indications

OneQ-SL

